



Uniform Regulations

July 2022

Table of Contents

General	4
Summer/Winter Dress	6
Summer/Winter Service Uniform	13
Multicam Uniform (MCU)	17
Process for Uniform Changes	19
Paletot Mess Dress	22
Male Paletot	22
Female Paletot	22
Headgear	25
Trousers/Skirt	26
Neckwear	26
Belts	26
Footwear	27
Windbreaker	28
Cold Weather Gear	28
Rain Gear	29
Partial Uniform	29
Hokie Bag	30
Miscellaneous	31
Medical	33
PT Gear	33
Grooming standards	34
Hair - Men	34
Other - Men	35
Hair – Women	35
Other – Women	38
Religious Accommodations	39
Tattoos	39
Cords, Ribbons, Medals, and Pins	40
Rules for Ribbons, Pins, and Cords	40
Ribbons	40
Awards and Ribbons	43
Cords	44

Medals	45
Pins	45
Miscellaneous	46
Civilian Attire	47

CHAPTER 1: GENERAL

Each cadet is responsible for wearing a proper uniform and maintaining a sharp appearance both on and off duty. The purpose of this chapter is to establish policies for the proper wear of the cadet uniform. Normally, cadets who are being recognized, inducted into an organization, or otherwise representing the Corps of Cadets, should do so in cadet uniform.

Policy: Uniforms will be worn Monday through Friday, between reveille and retreat. Uniforms will be worn to all official university and/or Corps events and duties. If attending a Corps-sponsored event, exceptions to this rule will be noted via OPORD.

Since the cadet uniform is created to support the institution of the Corps, its values, and its underlying training programs, it is not appropriate to wear elements of the Corps uniform, either partially, or as a whole, to an event that has not been formally sanctioned and approved by the Commandant or his/her staff. The same holds true for all uniform items issued as part of any of the Reserve Officer Training Course (ROTC) programs at Virginia Tech., Wearing elements of uniform items issued by ROTCs is subject to sanctions and approvals by the leadership of an appointed Detachment Commander.

In general, cadet uniform wear is directed through Regimental Orders (ROs), Operational Orders (OPORDS), and the Cadet Regulations. Requests for wear of the Corps uniform items to activities not covered by the ROs, approved OPORDs, or the Cadet Regulations, should be coordinated with a Senior Enlisted Advisor and/or Deputy Commandant. The same procedure applies for the use of ROTC uniform elements, through the ROTC Detachment Commander or their designated representative(s). If a cadet/midshipman is receiving an award, recognition, or induction from a university, military service-related, or professional organization, the wear of a Corps/ROTC uniform is appropriate. When in doubt, check with a Senior Enlisted Advisor / Deputy Commandant or ROTC Detachment staff official.

An exception to this policy is the use of Corps / ROTC- provided footwear which is designed to protect a cadet/midshipmen's feet. However, it is important to note that abuse of this exception (using the footwear in extreme conditions) that results in excessive wear and tear leading to replacement, may require the cadet/midshipmen to pay for their replacement. Any overuse that results in excessive wear and tear because of this exception will not be reimbursed. Cadets/midshipmen can expect to pay for their own replacements.

Another exception is if a cadet/midshipmen is receiving an award, recognition, or induction from a university, military service-related, or professional organization, In those instances, the wear of a Corps/ROTC uniform is appropriate. When in doubt, check with a Senior Enlisted Advisor / Deputy Commandant or ROTC Detachment staff official.

The intent is to ensure that cadets participating in activities outside the construct of the Corps or ROTC programs do not inadvertently (or intentionally) create the impression that such activities are sanctioned or supported by the Corps or ROTC programs, by the wear of issued uniform items.

The carriage of a personal “military” knife should only be at times where its use might be warranted (e.g. field training exercise) and thus would only be carried when wearing MCU/ROTC camouflage uniform, and in no other uniform....not in white shirt / gray bag and higher.

PROCESS FOR UNIFORM CHANGES

Units and Corps Organizations are permitted to design patches and other uniform items for their respective groups. The use of the VT logo requires higher university approval. Images of weapons cannot be paired with the VT logo. Tasteful images of weapons are permitted when not combined with the VT logo. The process for a unit to customize a uniform item is described below.

- Unit proposes and requires Deputy Commandant or Organizational Advisor Support/Approval
- Formal request flows to the Head of the Tailor Shop (Mr. Miller) who will review and determine if source is available and as well as the cost.
- Once determined that source is available and the cost, the unit will meet with Mr. Miller to determine the source of funding.
- Mr. Miller will provide a complete staffed package to Commandant (copying Communications Director) citing design, cost, source, and justification for final approval.
- Approved package will be sent to the Executive Officer for inclusion in Cadet Regulations. The Tailor Shop will receive a copy of the approved package for action, and the unit/organization will receive a copy as well for their records

CHAPTER 2: GENERIC UNIFORM ITEMS

HEADGEAR

Garrison cap (optional issue): The Corps Crest will be worn on the non-folded side of the garrison cover. Placement will be 1 inch from the front and 3/4 inch up from bottom. All cadets will wear the Corps crest. Garrison caps will vary in color based on a cadet's year group (First-Year Cadets – Black; Sophomores – Red; Juniors – Silver; Seniors - Gold).

Service Cover (Wheel)

The cover will be worn centered on a cadet's head, with the visor two (2) finger widths from the nose. The wind strap will be worn as follows:

- The wind strap (at the rear of the cover) will be buckled in the first hole and cut so that, when worn, the buckle and strap-keeper are centered on the rear hat seam as shown in the *Guidon*.
- The wind strap will be coated to shine with Leather Luster or other comparable product. In addition, all holes, edges, and the buckle will be likewise blackened.
- The wind strap may be worn down by any upper-class cadet and will be no more than three finger widths from the bottom edge of the cover. First-year and New Cadets are authorized to wear the wind strap down only if directed by the unit commander in his/her chain of command or during extremely windy conditions.
- The grommet will be worn upright, shined, and centered on the cover.
- Gold hat bands (chinstraps) will be worn by cadet officers and black hat bands (chinstraps) will be worn by all underclass cadets.

Senior Blue Wheel Cover



Underclass Blue Wheel Cover



MCU Cover

The cover will be worn centered on a cadet's head, with the visor two finger widths from the nose. The Cover will be worn without shaping, forming, or bending giving the cap a un-natural appearance (Ranger Rolls) Seniors who are cadet officers will wear a brass "VPI" pin centered on the front of their MCU covers. Sophomores, juniors, and non-officer seniors will wear a Corps Crest centered on the front of their caps. First-year cadets will not wear anything on their caps.

Berets

Berets can be worn in VTCC MCUs and applicable ROTC uniforms by cadets in the following organizations:

Ranger Company

Armed Forces Special Operations Preparatory Team (AFSOPT)

Tactical Unit Virginia Tech (TUVT)

Rappel Tower Committee

O-Course Committee

TROUSERS/SKIRT

All trousers will extend to shoes and cover socks when worn in the standing position with shoes on. Socks will not be visible when in this position. The skirt will end between the kneecap and two inches below the kneecap.

Trousers will be kept clean and pressed with creases down the front and back of the legs. Large, protruding objects will not be placed in the pockets. Any tears, loose side stripe, etc. should be repaired as soon as possible.

The skirt is authorized but optional for all female cadets and will be worn with flesh colored stockings. The female service uniform skirt may be worn to formation (e.g. morning or company / freshmen eats) and during prescribed service uniform days if worn with the wheel cover and proper heels that are real leather and shined.

NECKWEAR

A black tie purchased from the VPI&SU Tailor Shop will always be worn with the winter service gray long sleeve shirt. All females may substitute a tie tab with their uniforms where a necktie is designated.

A full Windsor knot (symmetrical tie knot) will be used.

The tie will be tucked in between the second and third buttons from the top. However, when the sweater and tie are worn together the tie will not be tucked. When the sweater is not worn, *only seniors* may wear their ties untucked.

Tie clasps are authorized for seniors only. Any formal military clasp may be used so long as it is within good taste. The tie will always be worn with the sweater when the winter service uniform is worn.

BELTS

VTCC black belts will be worn by upperclassmen at all times when wearing the gray trousers. The buckle will be fastened at all times and the grommet on the buckle will be highly shined. Two leather loops, crisscrossed, will be used to secure excess portions of the belt. The loops will be crisscrossed in the same manner as the cadet cross belts, with the inner one going from top right to bottom left, and the outer one going from top left to bottom right.

First-year cadets will wear the white cloth belts with the brass buckle and clip with the following exceptions:

1. When drilling with a weapon or when on guard, the black belt is worn.
2. When serving as a member of the flag detail (spring semester) as designated by the Regimental Commander.

Leather Luster or Shape-Up should be used to shine the black belt. At no time should the shine be cracked or have spots worn away.

Dirty or worn white belts will be washed or replaced as needed. The black belt is authorized for civilian wear.

FOOTWEAR

General

Shoes may be of genuine or artificial leather, but either will be highly shined at all times, free of dirt, and will have fresh shoe edge dressing.

Artificially shined shoes are not authorized for formations or inspections.

Overshoes may be worn during inclement weather except at formation.

Black socks will be worn with black low quarter shoes. Females will wear flesh-colored stockings with their pumps. Black or olive drab boot socks will be worn with combat boots.

Cadet shoes and socks are authorized for civilian wear.

Males

All uniforms, with the exception of the MCU and Hokie Bag, will be worn with the black, plain-toed, low quartered shoes similar to those prescribed for the armed forces. The only exception to this rule is with the winter service where authorized MCU boots may be used in case of foul weather.

Females

Females are authorized to wear the black, plain-toed, low quarter shoes similar to those prescribed for the armed forces with all uniforms except MCUs.

All females may wear black pumps with no ornamentation that have heels between 1 1/2 and 2 1/2 inches in height with the Paletot uniform and gray skirt option.

Heel Taps

Are only to be worn by selected members of the Cadet Regiment:

- Color Guard/Gregory Guard - to practices, performances, and formal cadet occasions.
- Regimental Cadre - during cadre week training and formations only.
 - Taps will be removed following the training period unless otherwise authorized.

General (Taps)

Taps will never be worn to class or to ROTC departments. ROTCs may have specific guidelines regarding the wear of taps at ROTC specific functions.

Windbreaker

The windbreaker is authorized to be worn with Hokie Bag and the summer and winter service uniforms only.

The windbreaker will be clean and neatly pressed when worn. Cadet rank will be worn on the epaulets.

The windbreaker sleeves will end within 1-inch of the wrist. The sleeves will at no time cover the hands.

The windbreaker will be zipped all the way up at all times, with two exceptions. When the tie is worn, the zipper may be unzipped to rest just below the knot of the tie and when a cadet is seated, the zipper may unzip a maximum of three inches.

Windbreakers may be carried as long as they are neatly folded and do not obstruct saluting. Bulky items will not be placed in the pockets of a sweater (including hands).

The black nametag and "Ut Prosim" insignia will be worn on the cloth patch on the right chest. The name tag will be below the "Ut Prosim", and both devices will be centered in the pocket and on each other.

Cold Weather Gear

Black All-Weather Jacket (No Photo Available)

The Black All-Weather Jacket is authorized for wear with all cadet uniforms except Paletot and Blue Blouse.

The hood will remain down at formations unless the Regimental Commander designates “hoods worn up”. If the hood is worn up, the watch cap will be worn. If not in formation, the hood may be worn up, with a watch cap, at the individual cadet’s discretion.

The Black All-Weather Jacket will not be worn to official functions, formations, or inspections unless authorized by the Regimental Commander.

Overcoat (No Photo Available)

The Overcoat is authorized for wear with Dress C (special guard duties and Highty-Tighty events only), Dress A, Dress B, mess dress/paletot, and seasonal service uniforms.

Service (wheel) cover will be worn with the overcoat. All buttons will be shined when worn. When worn, all buttons must be buttoned.

The cape portion of the overcoat will be worn flared, when on guard or in formation, by buttoning the last button behind the cadet’s back. Otherwise (i.e. when worn to classes), the cape portion will not be flared. The collar, when folded down, will be worn over any portion of the cape it touches. The cape portion will be flared while on guard or flag detail.

Crossbelts may be worn with the overcoat as Dress C for special guard duties or for Regimental Band activities. Otherwise, cross belts are not authorized for wear over the overcoat. Crossbelts should be put on in similar fashion to the blouse. The cross belts should pass over the top button and between the second and third button. The waist plate will be located between the fourth and fifth buttons. The cape portion will be worn over the cross belts.

Raincoat

The issued black raincoat will be worn.

The coat may be worn with or without the liner. It will be worn buttoned, except for the neck closure, which may be opened or closed. When it is open, it must be buttoned back on the same side of the jacket.

The black scarf may be worn with the coat. The coat is authorized for wear with the service dress and MCU uniform. This coat may be used for civilian use. Cadet rank will be worn on the epaulets.

Hat Cover

The clear plastic service cap cover must be worn when the raincoat is prescribed for formations unless otherwise directed by the Regimental Commander. For daily wear to class and other cadet activities during the duty day, the plastic service cap cover is an option. If the cap cover is worn, however, the cadet must wear the raincoat, not just the cap cover itself.

Umbrella

A plain black umbrella is authorized for carry with any uniform, except for drill or formation. No color other than black may be used.

The raincoats and umbrella are authorized for civilian attire.

CHAPTER 3: SPECIFIC UNIFORM ITEMS

SUMMER/WINTER DRESS

Summer Dress A Components

White service cover, Blue blouse, White trousers, White gloves, Black low quarter shoes with black socks, White cross belts with breast plate (underclassmen) OG wrap with saber (seniors).

Summer Dress A (MALE)



Senior Summer Dress A



Underclass Summer Dress A

Summer Dress A (FEMALE)



Senior Summer Dress A



Underclass Summer Dress A

Summer Dress B Components

White service cover, Blue blouse, White trousers, and Black low quarters shoes with black socks.

Summer Dress B (MALE)



Senior Summer Dress B



Underclass Summer Dress B

Summer Dress B (FEMALE)



Senior Summer Dress B

NOTE: Underclass Summer Dress B wheel cover will resemble that of the summer dress B shown underneath the male standards.

Winter Dress A Components

Blue service cover, Blue blouse, Gray trousers, Black low quarter shoes with black socks, Black gloves White cross belts with breast plate (underclassmen) OG wrap with saber (seniors). *Same as Summer Dress A, but with the Gray trousers.*

Winter Dress A (MALE)



NOTE: Underclass Winter dress A will mimic Senior Dress A with the blue wheel cover and gray trousers.

Winter Dress A (FEMALE)



NOTE: Underclass Winter Dress A will mimic Senior Dress A with the blue wheel cover and gray trousers.

Winter Dress B Components

Blue service cover Blue blouse Gray trousers Black low quarters shoes with black socks. *Same as Summer Dress B, but with Gray trousers.*

Winter Dress B (MALE)



Winter Dress B (FEMALE)



Specifications

The rank of the individual will be worn on the upper portion of the sleeves of the blouse with the exception of the Cadet Private First Class, Cadet Corporal, Cadet Artillery Corporal, Cadet Ordinance Corporal, and Cadet Signal Corporal Ranks, which are worn on the lower portion of the sleeves.

The round brass VPI insignia, called a “headlight,” (HEADLIGHT) with rifles, wings, or an anchor will be worn on the left collar. It will be placed 1 1/2 inches from the front vertical edge of the black collar, and centered 1 inch up from the bottom of the black collar, as seen while looking at the black collar. If a cadet is Citizen-Leader Track, then a crossed cannon disk will be worn in place of the headlight. Seniors will wear their service insignia in place of the VPI headlight, and for Citizen-Leader Track seniors, the crossed sword pin will be worn.

Underclassmen will wear their ROTC insignia headlight on the right side of the black collar. It will be placed 1 1/2 inches from the front vertical edge of the black collar, and centered 1 inch up from the bottom of the black collar, as seen while looking at the collar. Seniors will wear the brass "VPI" in place of the ROTC insignia headlight. If a cadet is Citizen-Leader Track, then a crossed cannon disk will be worn in place of the ROTC headlight.

A white collar will be worn underneath the blouse and will extend 1/8 inch beyond the collar. The collar will be clean and starched when worn.

When Dress A is directed, all cadets will wear white gloves. Black gloves will be worn as prescribed by temperature regulations or when directed by the Regimental Commander.

When prescribed, cross belts and wrap will be worn with the blouse uniform. Underclassmen will wear the cross belts, and seniors will normally wear OG wrap. On certain prescribed occasions, seniors will wear OD wrap.

OD Wrap



At football games, or any other public forum, the blouse will remain zipped at all times. While seated it may be unzipped 4" and the color unclasped.

When Dress A is directed, cross belts will be worn. When worn, the belt from the right shoulder to the left hip is put on first, followed by the left shoulder to the right hip belt. The brass breastplate will be put on in the same direction as the first belt, approximately halfway between the bottom of the collar and the top of the belt buckle. There will be a two-finger separation between the edge of the belt closest to the collar and the collar of the blouse along the line of the shoulder. Belts will meet at the hips forming a "V". When Dress A is prescribed for seniors, OG wrap will be worn. Cadet Officers will carry a cadet saber with OG wrap. Only one cross belt is worn from right shoulder to left hip. The breastplate is placed on the cross belt so that it is centered on the chest measured four finger widths below the collar. The tassels shall hang down on the side of the left leg with the ends between the knees and the ankles. The tassels will be worn so that the square of the stitching is not visible. The cross belt will not be allowed to hang loose from the chest or back. The waist part of the maroon wrap will also be worn tightly and will completely cover the white belt of the cross belts. Seniors without wrap will wear cross belts. Wrap may be worn without sabre (as sabre supplies dictate).

When OD wrap is prescribed, seniors will wear the entire maroon wrap over the blouse. A saber will be carried by cadet officers when wearing OD wrap. The baldric is worn over the right shoulder to the left hip. The ends of the baldric should meet and cross on the left hip and be tucked tightly into the black cadet belt. The black cadet belt should be worn as a saber belt. The maroon waist wrap and tassel portion shall be worn in the same manner as for OG wrap, described earlier.

At no time will any cadet wear a backpack or carry any straps over the shoulder in the Dress A or B uniform.

When Dress B is prescribed, neither cross belts nor a wrap is worn.

The partial uniform for Dress B shall consist of white trousers, low-quarters, Corps tan t-shirt for first-year cadets, appropriate Corps-related or civilian shirt for upperclassmen, and MCU belt.

Cape

The cape is authorized for wear by all seniors. Capes will not be worn by any underclass cadet. Service (wheel) cover and gloves will be worn with the cape. The buttoning loop will be worn clasped while wearing the cape. The cape will be worn flared, when on special guard duty or in formation, by throwing back the sides and locking the collar clasp behind the cadet's back. Otherwise, the cape will not be worn flared. The collar will be worn over any portion of the cape it touches. The cape will be flared while on guard. Cross belts or senior wrap may be worn with the blouse under the cape.

SUMMER/WINTER SERVICE UNIFORM

Summer Service ("White Shirt") Components

- Blue service cover (garrison cover as prescribed)
- White shirt
- Gray trousers (gray skirt optional for female cadets with flesh colored stockings)
- Black low quarter shoes with black socks

Winter Service ("Grey Bag") consists of the following:

- Blue service cover (garrison cover as prescribed)
- Gray shirt (long sleeves and black tie (or tabs) or short sleeve as prescribed)
- Gray trousers (gray skirt optional for women with flesh colored stockings)
- Black low quarter shoes with black socks

Long Sleeve Grey Bag



MALE



FEMALE

Specifications

Seniors will wear the brass “VPI” insignia on the right collar and the cadet’s ROTC insignia on the left collar. The “VPI” will be placed 1-1/2 inches from the corner tip of the right collar along a centered diagonal angle (45 degrees) with the “bottom” of the insignia facing out towards the cadet’s right foot. The Army, Air Force, Navy, Marine Corps, and Citizen-Leader Track insignias will be placed 1-1/2 inches from the corner tip of the left collar along a centered diagonal angle (45 degrees) with the bottom of the insignia facing out towards the cadet’s left foot.

Blue Blouse Collar



Senior Collar



Underclass collar

NOTE: For purposes of the photos above, the VPI insignia is on the left whereas ROTC insignia is on the right. When wearing in-person, the VPI insignia shall be on the right whereas the ROTC insignia will be on the left.

The name tag will be worn on the right hand pocket flap, with its top edge along on the second seam of the pocket, and centered on the pocket flap button.

Shirts and trousers will be kept clean and pressed.

A white V-neck T-shirt must be worn under both the gray and white shirt and must not be visible. This policy is to avoid excessive stains. Crew neck, A-shirts, or any other type of undershirt will not be worn under the Summer Service white shirt. Cadets may wear an appropriate civilian or Corps related shirt underneath the long sleeve Winter Service uniform, so long as it is not visible.

Shirts will be worn with a proper military tuck. Pleats will be neatly made and located on the sides of the shirt. Wrinkles along the pants edge should be kept to a minimum. At no time will any part of the shirt hang over the belt. At the same time, no shirt tuck or tailoring should be so tight as to restrict normal, natural movement or comfort, or create the appearance of being skin-tight.

Underclass White Shirt

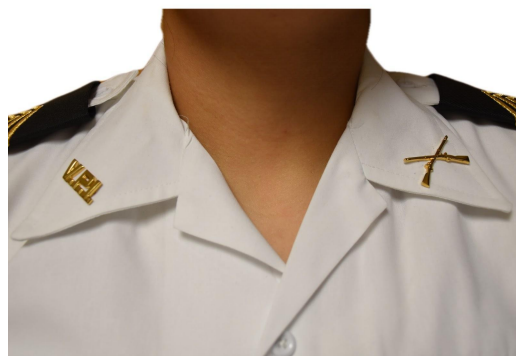


MALE



FEMALE

Senior White Shirt Collar



Seniors will wear the brass “VPI” insignia on the right collar and the cadet’s ROTC insignia on the left collar. The “VPI” will be placed 1-1/2 inches from the corner tip of the right collar along a centered diagonal angle (45 degrees) with the “bottom” of the insignia facing out towards the cadet’s right foot. The Army, Air Force, Navy, Marine Corps, and Citizen-Leader Track insignias will be placed 1-1/2 inches from the corner tip of the left collar along a centered diagonal angle (45 degrees) with the bottom of the insignia facing out towards the cadet’s left foot.

Pocket flaps will be sewn down on gray shirts only.

Upper-class cadets with either uniform will wear the black belt. First-year cadets will wear the white belt with brass buckle until the Change of Command ceremony.

Cadets will have a straight "gig line." The male gig line is made straight by keeping the shirt edge (along the button line) in line with the edge of the zipper flap. Females will keep the shirt edge in line with the seam of the zipper flap. Upperclassmen will have the edge of the “P” closest to the “V” of the buckle grommet in line with the buttons of the service shirt. First-year cadets will have their buckles centered on the buttons of the shirt.

Ribbons, badges, cords and any other accessories will be worn in accordance with these regulations.

MULTICAM UNIFORM (MCU)

Multicam Uniform Components

- MCU cover
- MCU blouse
- Sand-colored undershirt
- MCU trousers
- Coyote boots
- Black or olive drab boot socks

Specifications

Army-style embroidered name tapes will be worn with VTCC MCUs. Tailor shop personnel will apply nametapes. In cases where name tapes are not available, black VTCC nametags will be substituted. Name tags will be worn in similar fashion to the service uniform. The VTCC nametape will be worn centered above and along the top edge of the left shirt pocket.

Coyote boots will be used with MCUs and will be kept clean and free of grass stains. Unserviceable boots should be taken to the tailor shop for replacement.

The Coyote belt will be worn with the belt end tab extending just past the buckle not to exceed three inches. Excess belt length should be cut or worn between the belt and the trousers. The tab will be worn on the left side of the wearer's buckle with the buckles leading edge flush with the fly seam of the pants.

Shirt and trousers must be generally wrinkle-free, although they do not have to be creased and pressed.

The trousers may be bloused over or tucked into the boots.

NOTE: Patches must be straight and Velcro tabs on the shoulder pocket must be folded so that the black square is covered and the Velcro is not exposed.



Senior MCUs



Underclass MCUs

Proper wear of Patrol cap



Approved tabs for wear in MCUs

- Caldwell 2 VPI
- Growley Handler
- Conrad Cavalry
- Medic Staff
- Second Battalion No Slack
- Golf Company
- Alpha Company
- Mike Company

No ribbons will be worn with the MCUs.

Seniors will wear the brass "VPI" pin on the MCU cap. Sophomores and juniors will wear the Corps Crest centered on the front of the MCU cover. These specifications will be worn at all times except during ROTC labs when ROTC uniforms are prescribed. Note: The Corps Crest will not be subdued.

Rolled Sleeves

When approved by the Regimental Commander via Regimental Order (UOD) or any Commander via OPORD (Special Event), cadets are authorized to wear sleeves rolled up. Consistent with US Army procedures, MCU sleeves will be rolled with the camo facing out. Sleeves will be rolled neatly above the elbow but no more than 3 inches above the elbow. The intent is that all cadets affected by UOD or an OPORD will wear the sleeves in the same manner so that the unit/Corps presents a uniform appearance. An exception is a cadet wearing the MCU as part of a lab where long sleeves are advisable in order to provide protection.

When authorized, a modified MCU uniform may be worn. It will consist of the following:

- MCU and Coyote boots
- Coyote t-shirt, unit specific cadre t-shirt, or authorized unit t-shirt. Cadre shirts will be worn by members of the Cadre and Regimental and Battalion staffs during Cadre Week, training events, and when authorized.
- Army style, VTCC issued (or similar) MCU cap. No other style of cap is authorized for Multi-Cams unless approved by the Commandant of Cadets.

Any unit wishing to use a different t-shirt for the modified MCU uniform must get authorization through the cadet chain of command from the Regimental Commander.

Cadets may wear a military field jacket, military Gortex jacket, or black VTCC parka during cold weather. The field jacket or Gortex jacket may not be worn to any formations or inspections. Female cadets may not wear earrings.

PALETOT MESS DRESS

Paletot is the designated formal dress uniform for all cadets. When designated as the uniform for a Corps event, all cadets will normally wear the Paletot uniform. An exception will be to the Senior Banquet if a non-senior cadet is attending as a date of the senior. Other exceptions will require approval by the Regimental Commander after coordination with the Commandant of Cadets.

Male Paletot Components

- Paletot blouse
- White trousers
- Black low quarter shoes and black socks
- Ribbons
 - Where worn. Cadets may wear ribbons representing decorations, service medals, service ribbons, and training ribbons on the male paletot uniform above the left breast pocket.
- Pins
 - Where worn. Four pins may be worn on the male paletot uniform in the upper right corner of the left breast pocket. The first pin will be positioned flush with the inside vertical edge of the pocket and $\frac{1}{8}$ inch below the top of the pocket flap. The second pin should be spaced $\frac{1}{2}$ inch from the first and in line horizontally.
 - Only pins authorized for wear in the cadet regulations may be displayed. The maximum number of pins authorized for wear are: Four with the male paletot, three with the blouse and two with the shirt.
- Cords
 - Where worn. Two cords may be worn with the Paletot uniform. The 'higher' cord should be worn on the right shoulder.
 - How worn. Cords are worn with the braided end under the arm and loops outside the arm. The only exception to this is the regimental band cord, which is worn in reverse. Cords are only to be worn by those individuals who are members of that particular organization or unit.
- Medals/Badges
 - Where worn. One medal or skill badge is authorized for wear in the male Paletot uniform. The skill badge or medal should be worn centered $\frac{1}{4}$ inch above the top of the pocket flap or $\frac{1}{4}$ inch above the row of ribbons
 - Only medals or skill badges authorized for wear in the cadet regulations may be displayed.

Female Paletot Components

Paletot for female cadets consists of the following: Paletot blouse, shirt and neck tab, white skirt or white pants, gold cummerbund, pumps (with 1 1/2 to 2 1/2 inch heel), and complementary flesh colored stockings

- Ribbons
 - Where worn. Female cadets may wear ribbons representing decorations, service medals, service ribbons, and training ribbons on the female paletot uniform 4 inches above the leftmost button and centered on the chest.
 - How worn. Female cadets may only wear as many ribbons as the uniform permits. When pinned, the ribbons must present a professional, military appearance.
- Pins
 - Where worn. Four pins may be worn on the female paletot uniform in the upper right corner of the left breast pocket. The first pin will be positioned 1/8" below the ribbon line and flush with the vertical line created by the innermost ribbon. The second pin should be spaced 1/2 inch from the first and in line horizontally.
 - Only pins authorized for wear in the cadet regulations may be displayed. The maximum number of pins authorized for wear are: Four with the female paletot, three with the blouse and two with the shirt.
- Cords
 - Where worn. Two cords may be worn with the female paletot uniform. The 'higher' cord should be worn on the right shoulder.
 - How worn. Cords are worn with the braided end under the arm and loops outside the arm. The only exception to this is the regimental band cord, which is worn in reverse. Cords are only to be worn by those individuals who are members of that particular organization or unit.
- Medals/Badges. Medals or badges will also be permitted with female paletot and follow the same placement as ribbons.

Specifications

- No cover is authorized for wear with the Paletot.
- Female cadets will wear their hair up and off the collar as prescribed by these regulations. No pony-tails are authorized in Paletot.
- Female cadets are authorized to wear earrings as prescribed by these regulations.
- Paletot is worn with shined brass cadet buttons or anodized service buttons. Pocket buttons on the Paletot should have their fasteners taped up inside so as not to be seen.
- Collar fasteners on the Paletot will be clasped at all times. Female shirt collar buttons and neckties will remain buttoned and tied unless authorized by the chain of command. Cadet shoulder boards issued or bought through the University Tailor Shop will be worn with the Paletot. Cadets are not authorized to substitute ROTC shoulder boards or make their own.
- Male seniors will wear brass "VPI" insignia and the cadet's ROTC or Citizen-Leader Track insignia on their collars, the same as on blue blouses.
- Female seniors will wear brass "VPI" insignia and the cadet's ROTC or Citizen-Leader Track insignia centered horizontally 1 inch from the bottom of the

lapel of the formal mess jacket. Juniors, sophomores, and first-year cadets will wear no collar brass insignia (see cadet Guidon).

- Junior cadets are authorized to wear senior collar brass on the Paletot uniform for the weekend of their class' Ring Dance only.
- Cords, ribbons, pins, and badges will be worn in accordance with these regulations. Females will not wear ribbons and pins.
- OD wrap and saber are authorized for wear with the Paletot uniform.

Male Paletot




Female Paletot with Skirt



Female Paletot with White trousers



Male Paletot



PARTIAL UNIFORM

Partial uniform will consist of the following for male and female cadets:

Winter/Summer Dress - The blouse may be removed but the underlying T-shirt must be tucked into the trousers and a MCU web belt will be worn with trousers. Black low quarter shoes will be worn. The

Winter/Summer Service - The shirt may be removed but the white V-neck T-shirt must be tucked into the trousers/skirt and a black belt will be worn with the trousers. Cadets may wear an appropriate civilian or Corps related shirt underneath the long sleeve winter service uniform. Black low quarter shoes will be worn.

Multicams – The blouse may be removed, but all other items must be worn. No other items are ever authorized. Authorized boots must be worn at all times.

Partial uniform is authorized for wear in the cadet barracks with the following exceptions:

Partial uniform will not be worn in the lounge, lobby, or Commandant's Staff Hallways.

Partial uniform will not be worn when conducting official business to include inspections within the cadet barracks and during New Cadet training.

Sophomore, junior, and senior cadets may wear appropriate partial uniforms while inside the barracks. First-year cadets are authorized to wear partial uniforms inside their rooms. Opening the door of the room does not negate this authorization.

Juniors and seniors may wear civilian clothes inside the barracks as a privilege prescribed by the Regimental Commander.

Hokie Bag

The term "Hokie Bag" generally refers to the standard, Corps issued polo shirt that is traditionally worn with khaki pants, belt and shoes. This ensemble is for wear as business casual

attire by cadets to events not best suited to a uniform. The wear of Hokie Bag will be Command directed.

To maintain a consistent, professional appearance, certain standards apply.

Shoe color must match belt color and must be brown in color. Shoes must be closed toed and professional...no tennis shoes, heels, cowboy boots, basketball shoes, chucks, duck boots or timberlands, or other shoes whose fashion does not allow for the whole shoe to match with the belt color.

The belt must be plain and not have studs, markings, or holes that extend around the whole belt. Belt buckles should be conservative and professional: thus not overly large.

Pants must be khaki brown colored dress slacks. At no time will any cadet wear jeans, sweatpants, or any other color of dress pants.

The undershirt may be any color the cadet desires, but Companies are encouraged to standardize on color as a display of unit pride and cohesion.

The Hokie Bag polo shirt must be tucked into the pants at all times. Socks must be black, gray, or brown. No skin-tight/skinny jean style khakis.

Cadets may wear the following over Hokie Bag during cold weather:

1. VTCC issue black parka
2. VTCC issue black wool sweater
3. VTCC issue black raincoat
4. VTCC issue windbreaker

Members of Band Company may wear the maroon “HT Sweater” in Hokie bag.

Hats are not normally worn with Hokie Bag. Exceptions: Cadets may wear the black VTCC issue watch cap in cold weather, when authorized by the Commander. Companies may propose and purchase, with unit funds, a common baseball-like cap to be worn with the Hokie Bag by all classes assigned to that Company. The cap will be worn with the brim forward, not to the side or back. Hat design proposals must be forwarded by the Company Commander through the Battalion and the Deputy Commandant for review and approval by the Commandant. Hats must be in good taste, maintained in a clean and serviceable state.

Miscellaneous

On days designated by the Regimental Commander as “ROTC Uniform” days, cadets who are active members of the Virginia Tech Coast Guard Auxiliary University Program (AUP) may wear their equivalent AUP tropical blue or ODU utility uniform (and cold weather gear as necessary) after morning formation. The uniform must be worn in accordance with USCG directives. The AUP Unit Leader should designate the AUP UOD for those members that choose to wear it, to ensure standardization. AUP ribbons may be worn on Corps uniforms and are considered equivalent to ROTC-related awards in order of importance.

On Tuesdays during the fall semester when the ROTC/VPI units have their respective labs, cadets may switch to ROTC/VPI uniform after 1400 hours, as directed by their ROTC/VPI units.

On Tuesdays during the spring semester, the Regimental Commander may designate the entire day for wear of the ROTC/VPI UOD.

Other than the exceptions made above for Tuesdays, cadets will be in VTCC UOD as directed by the Regimental Commander in the daily Regimental Order.

On Tuesdays designated for the wear of ROTC uniforms, the following will be worn by ROTC/VPI units:

Air Force ROTC -

MCUs (cold weather: VTCC All-Weather Jacket/watch cap/gloves)

Blues/Gray Bag (cold weather: VTCC windbreaker/parka/garrison cover or watch cap/gloves)

Navy ROTC -

NWUs (cold weather: NWU parka/watch cap/gloves) and MCUs for non-scholarship option midshipmen (cold weather: VTCC parka/watch cap/gloves)

Khaki uniform (cold weather: Navy windbreaker) and white shirt (cold weather: VTCC windbreaker) for non-scholarship midshipmen.

Army ROTC –

MCUs (cold weather: MCU gortex/watch cap/gloves)

VPI –

MCUs (cold weather: VTCC parka/watch cap/gloves)

Under no circumstance will any device denoting membership in any unrecognized society or organization be worn or carried while in uniform.

Eyeglasses and sunglasses may have conservative ornamentation on nonprescription sunglasses or eyeglasses, frames may be black or brown material or gold or silver wire. Brand name glasses may be worn with small logo on frames or lenses. Logo may contrast with frame color or lenses (conservative colors/small logos; black, brown, matte silver/gold). Conservative wrap-around sunglasses may be worn. Cadets may not wear lenses with extreme or trendy colors, which include but are not limited to, red, yellow, blue, purple, bright green, or orange. Lens colors must be traditional black, gray, brown, or dark green shades. Faddish styles are prohibited. Sunglasses (to include darkened photosensitive lenses) are not authorized in formation. [Exception: Sunglasses are not authorized in formation, unless for medical reasons, e.g., PRK/Lasik surgery and when authorized by a commander or commandant on the advice of a medical official.]

Any cadet unable to wear any Corps uniform for any reason, should request permission via the chain of command. A request does not guarantee approval.

All town cadets will comply with all published uniform regulations.

All brass insignia will be kept shined but will not be buffed to such a degree that the figures or characters thereon are indistinguishable.

A maximum of two rings may be worn with the uniform - only one on each hand. Cadets who are married are permitted to wear both an engagement and wedding ring on the same hand.

ID, medical, and POW/MIA bracelets are the only bracelets authorized with the uniform and watches must be of a conservative color.

Necklaces may be worn with the uniform provided they carry a pendant of religious nature and are conservative in nature. They should not be seen hanging over a cadet's uniform and should be concealed while in uniform.

Male cadets will not wear earrings in or out of uniform.

When wearing the Dress B blouse and a cadet is going to be seated for an extended period of time (e.g. class, dinner, etc.) cadets may unzip the blouse, 4 inches from the bottom.

Females

Female cadets may carry a small plain black purse with the uniform at any time except for drill and formations. Straps will not be worn over the shoulder.

In Uniform: Cadets are prohibited from attaching, affixing or displaying objects, articles, jewelry or ornamentation to or through the ear, nose, tongue, eye brows, lips or any exposed body part.

EXCEPTION: Women are authorized to wear small spherical, conservative diamond, gold, pearl, or silver earrings with all uniforms except MCUs and will be worn as a set. If a female cadet has multiple holes, only one set of earrings will be worn in the lower earlobe.

Female cadets are authorized and encouraged to wear cosmetics applied conservatively and in good taste. Exaggerated or faddish cosmetic styles are inappropriate with the uniform and will not be worn. Lipstick and nail polish may be worn with all uniforms as long as the color is conservative and complements the uniform. When worn, nail polish will be a single color or a French manicure that is natural or clear with white tips, and in good taste. The polish will not contain any ornamentation. Extreme shades of lipstick and nail polish are not authorized.

All cadets will keep fingernails clean and neatly trimmed so as not to interfere with performance of duty, detract from the military image, or present a safety hazard.

Cadets may wear a backpack or bag with straps over both shoulders while wearing the service uniform, MCUs, PT gear, or Hokie bag. The backpack or bag must be black, and conservative in nature.

At no time will obsolete uniform items be worn once the items have been discontinued for authorized wear.

Medical

If a cadet has an arm or hand injury, the uniform of the day will still be worn unless it is impossible to do so.

A cadet with any foot or leg injuries that require the use of crutches will wear VTCC MCUs. A request to wear Multicams must still be submitted through the chain of command. Athletic shoes may be worn with a foot or leg injury as per a healthcare provider's instructions.

PT Gear

Physical Fitness Uniform: The PT uniform will only be worn to class if authorized by the chain of command. Under no circumstances will cadets wear the PT uniform to class while the uniform is dirty or soiled. Cadets must wash their PT uniform on a regular basis.

Cadets will wear athletic shoes and white or black socks (ankle or calf-length) while in the PT uniform.

PT Gear is only authorized for wear when specified by the commander. Civilian PT attire is authorized for personal PT.

PT gear is not allowed in dining facilities except by Air Force ROTC cadets, with official Air Force PT gear, transiting from Air Force PT directly to an Air Force class. Air Force cadets may only be in the dining facility long enough to procure food. (No dining-in.)

CHAPTER 4: GROOMING STANDARDS

General: A cadet's appearance leaves a lasting impression. Accordingly, it is imperative that a cadet look sharp and presentable at all times. The purpose of this regulation is to define the grooming standards for all cadets. As a Senior Military College, under Title X, we are required to meet certain DoD standards that are in conformity with US military standards.

Each Senior ROTC program has service-directed grooming standards. These may differ, slightly, between each Service. The purpose of having Corps Grooming standards is to facilitate achieving uniformity across the entire Corps, to include those cadets in the VPI / Citizen-Leader track program. The vast majority of the standards described in this section flow directly from DoD guidelines.

Policy

Cadets are required to abide by these regulations during the academic year when in uniform. Cadets must also abide by selected regulations when out of uniform. Just as in the military Services, compliance may result in cadets updating their hairstyle when directed to by the chain of command, should the hairstyle present an unprofessional image in the judgment of the Corps or ROTC programs.

MALE

Hair

- Hair on top of the head will be neatly groomed. The length and bulk of the hair may not be excessive and must present a neat and conservative appearance.
- The hair must present a tapered appearance. A tapered appearance is one where the outline of the cadet's hair conforms to the shape of the head, curving inward to the natural termination point at the base of the neck.
- When the hair is combed, it will not fall over the ears or eyebrows, or touch the collar, except for the closely cut hair at the back of the neck. The block-cut fullness in the back is permitted to a moderate degree, as long as the tapered look is maintained.
- Males are not authorized to wear braids, cornrows, twists, or locks while in uniform or in civilian clothes on duty.
- Hair-cuts with a single, untapered patch of hair on the top of the head (not consistent with natural hair loss) are considered eccentric and are not authorized. Examples include, but are not limited to, when the head is shaved around a strip of hair down the center of the head, around a u-shaped hair area, or around a patch of hair on the front top of the head.
- Hair that is completely shaved or trimmed closely to the scalp is authorized.
- Extreme or fad style haircuts or hairstyles are not authorized.
- If a cadet uses dyes, tints, or bleaches they must choose a natural hair color. Colors that detract from a professional military appearance are prohibited. Thus, cadets must avoid using colors that result in an extreme appearance. Applied hair colors that are prohibited include, but are not limited to, purple, blue, pink, green, orange, bright (fire-engine) red, bright yellow, and fluorescent or neon colors.
- Cadets who have a texture of hair that does not part naturally may cut a part into the hair or style the hair with one part. The part will be one straight line, not slanted or curved, and will fall in the area where the cadet would normally part the hair. Cadets will not shape or cut designed into their hair or scalp. Lines or designs will not be cut into the hair or scalp.

- Bulk or length of hair will not interfere with the normal wear of headgear.
- Hokie Bag is considered a uniform. The same standard will apply for the wear of hair that would apply when wearing White Shirt.
- Sideburns will be neatly trimmed and will be a clean-shaven line. Sideburns will not extend below the first opening part of the exterior ear opening. Sideburns will not be styled to taper, flair, or come to a point.
- Mustaches, goatees, and beards are not permitted, and cadets will be clean-shaven at all times when in or out of uniform. Exceptions can be considered for religious or health reasons. If appropriate medical authority allows beard growth, the maximum length authorized medical treatment must be specific.
- Males are prohibited from wearing wigs or hairpieces while in uniform, or in civilian clothes on duty, except to cover natural baldness or physical disfigurement caused by accident or medical procedure. When worn, wigs or hairpieces will conform to the standard haircut criteria, as stated in this regulation.

Other

Piercings

- Earrings or other body piercings are not permitted when in uniform.

Fingernails

- All cadets will keep fingernails clean and neatly trimmed so as not to interfere with performance of duty, detract from the military image, or present a safety hazard.
- Fingernails must be trimmed so as not to extend beyond the fingertip unless medically required.
- Males are authorized to wear clear nail polish.

Cosmetics

- Males are prohibited from wearing cosmetics, except when medically prescribed.

FEMALE

Hair

- The requirements for hair regulations are to maintain uniformity within a military population for female cadets while in uniform. Female hairstyles may not be eccentric or faddish and will present a conservative, professional appearance. For the purpose of these regulations, female hairstyles are organized into three basic categories: short length, medium length, and long length hair.
- Bulk or length of hair will not interfere with the normal wear of headgear.
- Hair, when worn “up”, will not extend below the bottom of the uniform collar.
- First-year cadet females will keep hair above the collar until designated by the Regimental Commander and/or Regimental Executive Officer.

Short Length

- Short hair is defined as hair length that extends no more than 4 inches from the scalp (excluding bangs). Bangs, if worn, may not fall below the eyebrows, may not interfere with the wear of all headgear, must lie neatly against the head, and not be visible underneath the front of the headgear. The width of the bangs may extend to the hairline at the temple.

Medium Length

- Medium hair is defined as hair length that does not extend beyond the lower edge of the collar (in all uniforms) and extends more than 4 inches from the scalp. Medium hair may fall naturally in uniform and is not required to be secured. When worn loose, graduated hairstyles are acceptable, but the length, as measured from the end of the total hair length to the base of the collar, may not exceed 1 inch difference in length, from the front to the back. Layered hairstyles are also authorized, so long as each hair’s length, as measured from the scalp to the hair’s end, is generally the same length giving a tapered appearance. The regulations for the wear of bangs apply. No portion of the bulk of the hair, as measured from the scalp, will exceed 2 inches.

Long Length

- Long hair is defined as hair length that extends beyond the lower edge of the collar. Long hair will be neatly worn in either a bun, single ponytail, two braids or a single braid so as not fall below the bottom of the shoulder blade. Multiple locs, braids, twists or cornrows may come together in one or two braids or a single ponytail. Ponytails, single braids, and buns will be centered on the back of the head. Two braids will be evenly spaced from the center and the shoulders. See the regulation references for bangs. No portion of the bulk of the hair, as measured from the scalp as styled, will exceed 2 inches (except a bun, which is worn on the back of the head and may extend a maximum of 3 1/2 inches from the scalp and be no wider than the width of the head). If hair is pulled back and secured behind the head, radius will not exceed 6 inches from the point where the hair is gathered (i.e., no more than 6 inches to the left and 6 inches to the right, 12 inches total width; and 6 inches protruding from where hair is gathered) and must allow for proper wear of headgear.

Specific Hairstyle Guidelines

- Faddish and exaggerated styles, to include shaved portions of the scalp other than the neckline, designs cut in the hair, and unbalanced or lopsided hairstyles are prohibited.
- Hair will be styled so as not to interfere with the proper wear of all uniform headgear. All headgear will fit snugly and comfortably around the largest part of the head without bulging or distortion from the intended shape of the headgear and without excessive gaps. When headgear is worn, hair should not protrude at distinct angles from under the edges. Hairstyles that do not allow the headgear to be worn in this manner are prohibited.
- Examples of hairstyles considered to be faddish or exaggerated and thus not authorized for wear while in uniform or in civilian clothes on duty include but are not limited to hair sculpting (eccentric texture or directional flow of any hairstyle to include spiking); buns with loose hair extending at the end; hairstyles with severe angles or designs.

Devices

- Hair holding devices are authorized only for the purpose of securing the hair. Cadets will not place hair holding devices in the hair for decorative purposes. All hair holding devices must be plain and of a color as close to the cadet's hair as is possible or clear. Authorized devices include, but are not limited to, small plain scrunchies (elastic hair bands covered with material), barrettes, combs, pins, clips, rubber bands, and hair or head bands. Such devices should conform to the natural shape of the head. Devices that are conspicuous, excessive, or decorative are prohibited. Some examples of prohibited devices include, but are not limited to large, lacy scrunchies; beads, bows, or claw or alligator clips; clips, pins, or barrettes with butterflies, flowers, sparkles, gems, or similar designs, or scalloped edges; and bows made from hairpieces.

Foreign Material

- Is defined as beads or decorative items.
- Is not authorized at any time.

Braids, Cornrows, Twists, & Locks

- Medium and long hair may be styled with ponytails, braids, cornrows, twists, or locks. Each braid, cornrow, twist, or lock will be of uniform dimension, have a diameter no greater than a 1/2 inch, and present a neat, professional, and well-groomed appearance. Each must have the same approximate size of spacing between the braids, cornrows, twists, or locks. Each hairstyle may be worn against the scalp or loose (free hanging). When worn loose, such hairstyles must be worn per medium hair length guidelines or secured to the head in the same manner as described for medium or long length hair styles. Ends must be secured inconspicuously.
- When multiple loose braids, twists, or locks are worn, they must encompass the whole head.
- When braids, cornrows, twists, or locks are not worn loosely and instead worn close to the scalp, they must stop at one consistent location of the head and must follow the natural direction of the hair when worn back, which is either in general straight lines following the shape of the head or flowing with the natural direction of the hair when worn back with one primary part in the hair.
- Braids, cornrows, twists, or locks that distinctly protrude (up or out) from the head are not authorized. If wearing a company (baseball) cap, then a ponytail may be worn that takes advantage of the hole in the back of the cap.

Designs

- Hairstyles may not be styled with designs, sharply curved lines, or zigzag lines.

Multiple Styles

- Female cadets are authorized to wear multiple hairstyles at once as long as it is neat in appearance and doesn't impact the wear of headgear and equipment. (Example, braided twists or locks placed in a ponytail.

Ponytails

- Ponytails and single braids must be worn behind the neck (not to the side or over the shoulder) and must remain free of loose strands. The hairstyle must maintain a neat, secure appearance, and may never appear to be ragged, unkempt, or extreme.
- Ponytails will start on the back of the head, never the top of the head. If braided, the braid will remain centered down the back, and never appear lopsided or loose. The length of any ponytail or braid(s) needs to ensure safety from entanglements.
- Ponytails are authorized using guidelines set forth in this regulation, while conducting physical training in MCUs or PT uniforms. However, if a helmet is worn during physical training, hair must be secured.

Hair Extensions

- Hair extensions are authorized. Extensions must have the same general appearance as the individual's natural hair and otherwise conform to this regulation.

Wigs

- Wigs, if worn in uniform, must look natural and conform to this regulation. Wigs are not authorized to cover up unauthorized hairstyles.

Physical Training

- Long length hair, as defined earlier may be worn in a ponytail during physical training. A single ponytail centered on the back of the head is authorized in physical fitness uniforms only when within the scope of physical training, except when considered a safety hazard. The ponytail is not required to be worn above the collar. When hair securing devices are worn, they will comply with the guidelines set in this regulation. Hairstyles otherwise authorized in this chapter (such as braids, twists, and locks) may also be worn in a ponytail during physical training.

Hair Coloring

- If a cadet uses dyes, tints, or bleaches they must choose a natural hair color. Colors that detract from a professional military appearance are prohibited. Thus, cadets must avoid using colors that result in an extreme appearance. Applied hair colors that are prohibited include, but are not limited to, purple, blue, pink, green, orange, bright (fire-engine) red, bright yellow, and fluorescent or neon colors.

Hairnets

- A full hairnet will not be worn unless it is required for health or safety reasons. A hairnet that covers just a bun is permitted providing they are of natural color similar to the cadet's own. Hair Nets are suggested for textured hair to prevent any stray hairs and braids from protruding from the bun.

Headbands

- Headbands should be used only as a last resort, and will be cloth, 1/2 inch or less, and must be a human hair color close to the cadet's natural color, and not present an extreme appearance.

Buns

- A bun must be of good taste and not exceed 2.5 inches in bulk. The bun should be as concise and tasteful as possible. If the individual has an overwhelming number of braids, the individual is expected to contain the braids in a tasteful bun and wrap the hair until there is no hair straying.

Bob Hairstyles

- Additionally, bob hairstyles for females are authorized, however, must be above the collar, neat in nature and not exceed the 2.5-inch bulk standard.

NOTE: Hokie Bag is considered a uniform. Freshmen females will wear hair in a bun that fits with the bun standards until given ponytail and braid privilege.

Other

Cosmetics

- standards regarding cosmetics are necessary to maintain uniformity and to avoid an extreme or unprofessional appearance. Females are authorized to wear cosmetics with all uniforms, provided they are applied modestly and conservatively, and that they complement both the Soldier's complexion and the uniform. Leaders at all levels must exercise good judgment when interpreting and enforcing this policy.
 - Eccentric, exaggerated, or faddish cosmetic styles and colors, to include makeup designed to cover tattoos, are inappropriate with the uniform and are prohibited. Permanent makeup, such as eyebrow or eyeliner, is authorized as long as the makeup conforms to the standards outlined above. Eyelash extensions are not authorized unless medically prescribed.
 - Females will not wear shades of lipstick that are extreme, that detract from the uniform, or that are faddish, eccentric, or exaggerated. Extreme colors include, but are not limited to purple, gold, blue, black, white, hot pin, bright (fire engine) red, green, yellow, and fluorescent/neon colors.

Fingernails

- All personnel will keep fingernails clean and neatly trimmed. Females will not exceed a nail length of 1/4 inch as measured from the tip of the finger.

Nail Polish

- Females may use neutral and color nail polish as long as it is in good taste. Examples of extreme color include but are not limited to purple, gold, blue, black, bright red, and fluorescent colors. French tips and American manicures are permitted.

Piercings

- Earrings must be 1/4 of an inch in diameter or smaller, and must have gold, silver, or diamond-type. Only one earring per ear is authorized. Other body piercings are not permitted if they will be visible in military uniforms. The intent is to present a professional appearance at all times. Earrings may be worn in MCUs unless in a tactical setting.

RELIGIOUS ACCOMMODATIONS

- Cadets may request a waiver, based on religious accommodation, to permit wear of neat and conservative (defined as discreet, tidy, and not dissonant or showy in style, size, design, brightness or color) religious apparel and beards. The default color for religious apparel would be anticipated to be black. If the cadet is also enrolled in an ROTC program, then they will be expected to comply with that Service's religious accommodation policies and must coordinate a request with them prior to arrival on campus.
- The following head coverings are included (but not limited to) in this guidance: hijab, turban, kufi, kippah or yarmulke
- This waiver may be authorized at the Deputy Commandant level based upon the operational environment.
- Except in the case of safety or protective headgear required by a cadet's duties, position or assignment, cadets granted a religious accommodation for head coverings are not required to wear military headgear in addition to their religious head covering if such military headgear would violate their sincerely held religious beliefs.
- Beards. Waivers of regulations for cadets to wear a beard must be sent to the Deputy Commandant for decision. Approved unshorn beards must be worn in a neat and conservative manner. When a cadet is authorized to wear a beard of greater than 2 inches in length, the beard must be rolled, tied and/or otherwise groomed to achieve a length not to exceed 2 inches when measured from the bottom of the chin.

TATTOOS

Any tattoos obtained after joining the Corps must, at a minimum, conform to Service/ROTC policies for those cadets enrolled in ROTC programs. It is still the desire that any cadet, obtaining a tattoo after joining the Corps, should ensure that the tattoo is not visible while wearing any Corps/military uniform.

CHAPTER 5: CORDS, RIBBONS, MEDALS, & PINS

General: A long-standing tradition in the military has been the recognition of individual accomplishments, membership in special and/or unique units and organizations, and distinguishing special abilities and actions. This is done through the displaying of cords, ribbons, and badges on the uniform. In addition is the long-standing tradition of Virginia Tech students wearing organizational pins to show pride and *esprit de corps* for involvement in organizations open to all Virginia Tech students. The purpose of this section is to define the guidelines for acceptable wear of cords, ribbons, and badges while a member of the Corps of Cadets.

Policy for Ribbons, Pins, & Cords

It is the intent that all earned ribbons will be worn on the Dress A/B and Paletot uniform.

In Dress A/B and Paletot uniforms, ribbons will be worn in order of precedence from the wearer's right to left in one or more rows with no space between rows or 1/8 inch space between rows. The first row of ribbons is positioned 1/8 inch in the upper left quadrant of the uniform blouse. No more than four ribbons are worn in any one row. Cadets will not start a second row unless they are authorized to wear four or more ribbons. The determination of whether three or four ribbons are worn in each row is based upon the size of the blouse. The first and second rows will contain the same number of ribbons before a third row is started.

A maximum of three ribbons will be worn with the White Shirt and Gray Shirt associated with Gray trousers. Cadets will wear the three highest ribbons, arranged on one row. Ribbons will be worn in order of precedence from the wearer's right to left in one row.

Ribbons

Ribbons are to be worn on closely spaced (e.g. Air Force style) bars.

On the service uniform and paletot, ribbon holders are worn above and along the left shirt pocket seam, and are centered on the flap button. On the blouse, ribbon holders are placed similar to the service uniform, with holders placed slightly above the left breast, parallel to the ground (perpendicular to the center black stripe), and centered between the sleeve seam and the black striping.

Ribbons will be arranged in rows of three ribbons apiece. The top row will contain any uneven number of ribbons. When there are one or two ribbons on the top row, they will be centered over the other ribbon bars and the pocket flap button.

Wear of dilapidated ribbons is unauthorized.

Cadets will display any ribbons that they have earned the right to wear. Wearing of any ribbon not rightfully earned is unauthorized.

Ribbons will be worn in order of importance, with the most important being to the top and left and the least important being to the bottom and right, as seen while looking at the ribbon bars. Ribbons should be worn in the following order of importance:

1. ROTC or Coast Guard AUP-related awards
2. Corps-related awards
3. ROTC and Corps organizations
4. Grades
5. Recruiting

Reference should be made to ROTC instructions for the order of importance of ROTC-related awards.

Organization ribbons should be worn in order of involvement. Ribbons for organizations in which a cadet is an officer should be placed first. If a cadet serves as an officer in more than one organization and wears a ribbon for each organization, then ribbons should be placed in order of the importance of the positions, which the cadet holds (i.e. commander, executive officer, secretary, etc.).

Grade ribbons will be worn for good grades received at Virginia Tech. If a cadet receives consecutive grade ribbons of the same type (e.g. two or more maroon ribbons in a row) then stars will be worn on the ribbon to denote continuous academic achievement. Once a grade ribbon is awarded, its continued wear is authorized, regardless of the cadet's current academic standing.

Ribbons received during prior service in the armed forces may be worn in lieu of cadet ribbons, but not worn with them. Such ribbons will be worn as per the regulations of the specific service awarding them.

Any cadet ever receiving the Beverly S. Parrish award may wear the corresponding ribbon for as long as they are a cadet.

Multiple achievement of the same award is denoted through the wear of stars (or palm leaves on selected ROTC awards) on the ribbon of the award received. Stars should be centered on the ribbons and recognize multiple awards in the following manner:

1. Bronze star - one additional award (e.g. second time awarded). Up to four bronze stars may be worn on a ribbon, denoting the receipt of that particular award five times (the ribbons counting as one awarding).
2. Silver Star - five additional awards (e.g. sixth time awarded). Up to five silver stars may be worn on a ribbon. Bronze stars are worn in addition to silver stars to denote awards between each fifth award.

Stars may be worn on organization ribbons to denote officer positions or as part of the organization's symbology.


Ribbons should be worn in the following order of importance in Dress A/B, Paletot, White Shirt, and Gray Shirt:

1. Regimental Presidential Service
2. ROTC or Coast Guard AUP-related awards
3. Corps-related awards
 - a. Beverly S. Parish Jr. Award
 - b. Eager Individual
 - c. Eager Squad
 - d. Presidential Inaugural
 - e. Cadet Achievement
 - f. Recruiting Award
 - g. VPI Service Ribbon
 - h. VPI PFT Excellence
 - i. Community Service
 - j. Other Corps awards
4. ROTC and Corps organizations
 - a. Ranger Company
 - b. Submarine Society
 - c. Naval Aviation Society
 - d. Surface Warfare Society
 - e. Robert F. Femoyer Service Squadron
 - f. AFSOPT
 - g. Scabbard and Blade
 - h. Sash and Sabre
 - i. Color Guard
 - j. Signal Corps
 - k. Skipper Crew
 - l. Gregory Guard
 - m. Tactical Unit Virginia Tech
 - n. Conrad Cavalry
 - o. IG Staff
 - p. Recruiting Staff
 - q. Historians
 - r. Hall Council
 - s. Regimental Cadre
 - t. CTA
 - u. Summer Orientation Staff
 - v. Society of American Military Engineers
 - w. Eagle Scout Association
 - x. Other Corps organizations
5. Grades
 - a. Academic Gold (3.75-4.00 semester GPA)
 - b. Academic Orange (3.40-3.74 semester GPA)
 - c. Academic Maroon (3.00-3.39 semester GPA)

Awards & Ribbon Chart



Regimental Presidential Service



Beverly S. Parish Jr. Award



Eager Individual




Eager Squad



Presidential Inaugural Award



Cadet Achievement



Recruiting Award



VPI PFT Excellence



Community Service



Ranger Company



Submarine Society



Naval Aviation Society



Surface Warfare Society



Arnold Air Society



AFSOPT



Scabbard and Blade



Sash and Sabre



Color Guard



Signal Corps



Skipper Crew



Gregory Guard



Conrad Cavalry



IG Staff



Historians



Regimental Cadre



CAT/Black Shirt



Summer Orientation Staff



Society of American Military Engineers




Eagle Scout Association



Academic – Gold
3.75 – 4.00 GPA



Academic – Orange
3.40 – 3.74 GPA



Academic – Maroon
3.00 – 3.39 GPA



TUVT



Recruiting Staff



Robert F. Femoyer Service Squadron

Ribbons & Awards Not Pictured

Southern Colonels
(Red-White-Gold)

Drum – Pipe Band
(Green-White-Green)

Gregory Guard Initiate Ribbon
(Light Blue-White-Light Blue)

Growley Team
(Yellow-Blue, with Gold Star
containing White In-lay)

VPI BN Service Ribbon
(Gray-White-Red-Gray-Red-
White-Gray)

Cords

Corps of Cadets cords only are to be worn on the left shoulder of the blouse, and are to be held in place by a polished brass cadet button. Only cords issued to the respective cadet organization, to be issued to individual cadets, are authorized for wear.

Cords are worn with the braided end under the arm and loops outside the arm. The only exception to this is the Regimental Band cord, which is worn in reverse.

Cords are only to be worn by those individuals who are current members in good standing of that particular organization or unit.

Two cords may be worn with the Paletot / Mess Dress uniform. The 'higher' cord should be worn on the right shoulder.

Cords received during prior service in the armed forces may be worn in lieu of cadet cords, but not worn with them. Such cords will be worn as per the regulations of the specific service awarding them. If a cadet elects to wear a cords from prior service, they must also wear only ribbons and pins from prior service.

Only members of the unit receiving the Beverly S. Parrish Award from the previous year may wear the cord signifying that award. Cadets transferring into or first-year cadets entering that unit are not authorized to wear the award. Cadets transferring out are authorized to wear it.

Cord Descriptions

Cord Name	Physical Description
Regimental Staff	Red, White, Royal Blue
Regimental Special Staff	Royal Blue and Gray
Battalion Staff	Gold with Dark Blue Dashes
Regimental Band	All White
Gregory Guard	Light Blue with Royal Blue Dashes
Skipper Crew	All Red
Gold Cord	All Gold
Color Guard	White with Dark Blue Center
National Eagle Scout Association	Royal Blue, Red, Gray
Submarine Society	Navy Blue and White
AFSOP	Royal Blue and Black
Naval Aviation Society	Navy Blue and Gold
Recruiting Outstanding Cadets	Orange and Maroon
Association of the US Army	Black, White, and Gold
Society of American Military Engineers	Red, White, and Black
Naval ROTC Color Guard	Royal Blue with Gold Dashes
Tactical Unit Virginia Tech (TUVT)	Navy Blue and Kelly Green
Rangers	Black, Dark Green, and Gold
Arnold Air Society	Gold and Royal Blue
Sash and Sabre	Red and White
Athletics	Black with Black and Silver Metallic Dashes
Coast Guard	Black and Red
Regimental Historian	Black and Gray
Marine Raiders	Green and Light Tan
Conrad Cavalry	Red and Gold
Air Force Flyers	Silver Mylar and Royal Blue
Surface Warfare	Gold and Gray
Signal Corps	All Orange with White Stripe
EMT Cord	Scarlett and Gray
Robert Femoyer Service Squadron	Red and Navy Blue
Pipe and Drum Band	Green and White
Cadet Alumni Team	Maroon and Gold
Inspector General Team	Hunter Orange

Medals

Medals will be worn on the dress and mess uniforms as a substitute to wearing ribbons.

The amount of medals worn will not be excessive and all medals must be clean, unscratched, and not exhibit dilapidated ribbons.

Stars will be worn on ribbons to denote additional awarding, and are subject to the rules found in this regulation.

Pins

Pins and badges will be worn on the service, dress, and mess uniforms. Pins will also be worn on the tassel of the OG/OD wrap.

Only pins that are authorized by a Commandant-approved list may be worn. The Regimental Commander will provide a proposed list of approved pins prior to the start of Cadre Week each summer. In the absence of any input, the previous year's approved list remains in effect.

Pins will be tasteful, not of excessive size, and related to Corps, ROTC, or military-professional organizations.

Pins should be worn on uniforms in the following manner:

Two pins may be worn on the service uniform in the upper left corner of the left pocket, as seen while looking at the pocket. The first pin should touch the inside vertical (side of pin) and horizontal (top of pin) seams of the pocket flap. The second pin should be spaced ½ inch from the first and flush with the horizontal seams of the pocket flap.

Three pins may be worn on the blouse. Tops of the pins will be placed 1/2 inch below the ribbon bar and will have the pin edge lined up with the left edge of the ribbon bars, as seen while looking at the ribbon bars.

Four pins may be worn on the paletot pocket as per the instructions found in this regulation.

Two pins may be worn on the mess jacket placed one inch below the cut of the left lapel (1/2 inch below the ROTC insignia for juniors) and 1/2 inch from the lapel edge.

Only three (3) pins may be worn on the sash. If a cadet chooses to wear pins, the Corps Crest is mandatory and the remaining two will be optional.

All pins and badges awarded by ROTC units will be worn as prescribed by the respective ROTC.

Only a cadet's current company pin may be worn on any cadet uniform. However, senior cadets may wear company pins from their previous companies on their sash while in Dress A uniform.

The more important pin should be placed first, then the additional pin placed alongside with ½ inch spacing.

The same cord and ribbon can be worn simultaneously.

CHAPTER 6: CIVILIAN ATTIRE

General: Cadets represent the VTCC while in uniform and civilian attire. Therefore while in civilian attire it is each cadet's responsibility to represent the Corps in a positive manner. The purpose of this section is to define the guidelines for acceptable civilian attire while a member of the Corps of Cadets.

Policy

Distinctive articles of the cadet uniform (except cadet items like shoes, socks, gloves, scarves, the black belt or sweater) may not be worn with civilian clothing. Cadet insignia may also not be worn (e.g. Corps crest pins, ROTC collar brass, rank, etc.).

Appropriate formal attire (coat and tie) will be worn whenever the cadet is required to attend a function that otherwise would require a winter or summer dress uniform.

The only body piercings of any type that are allowed are a single lower lobe piercing in each ear of female cadets.

All classes will be attended in the appropriate cadet uniform or ROTC uniform when authorized regardless of the time of day.

All meals will be eaten or picked-up in the uniform of the day from 0700 until 1700 Monday through Thursday, and until 1400 on Friday (these time periods are referred to as a Duty Day).

Exception: Air Force cadets completing AF PT, wearing official AF PT gear, may pick up food if proceeding directly to an Air Force class. Following the AF class, they must return to UOD.

During the duty day, cadets must also be in the uniform of the day to get take-out meals. Getting a take-out meal in civilian or Corps PT attire after personal fitness time during the duty day is not authorized.

Some classes are recognized as having adverse conditions that may damage the cadet uniform (i.e. laboratories, field work, etc.). In these cases, a request form shall be submitted through the chain of command explaining the reason for the wear of MCUs. Those classes immediately before or after a class with adverse conditions or activities can also be included on the request if the cadet doesn't feel he/she will have enough time to change between classes.

When a request is submitted, the individual cadet will not assume it is approved until it has been returned. Once approved, the cadet will carry the request with him/her at the times when the request is in effect and present it on request to his/her chain of command and/or other cadet officers.

In general, cadets must be in uniform when they leave their building, even if it is to travel to another building on Upper Quad.

Civilian attire without a request is authorized at the following times:

1. After 1700 hours Monday-Thursday. This includes dining facilities.
2. After 1400 hours on Friday, provided the cadet has completed all academic classes and Corps activities for the day.
3. On weekends, unless restricted due to cadet activities, as directed by Regimental Staff.
4. When performing physical activities (i.e. gym, running, etc.)
5. When on leave.

Cadets may not go to ROTC offices, the Commandant's office, or Deputy Commandant's offices in civilian attire.

Cadets will not wear A-shirts (sleeveless shirts), tank tops, or half shirts. Sleeveless workout shirts are authorized for workouts only if in good taste and of a professional appearance.