

Uniform Regulations

VTCCINST. 670-1

EXECUTIVE SUMMARY OF CHANGES

Originating Component: Virginia Tech Corps of Cadets

Effective: 05 Aug 2023

Releasability: Cleared for public release & available on the Virginia Tech Corps of Cadets website at <https://vtcc.vt.edu/>

Reissues & Cancels: Reissue - VTCC Uniform Regulations DTD June 2023

Approved by: Maj Gen Randal Fullhart

Purpose: Update the *VTCC Uniform Regulations Manual* to reflect minor formatting, clarify specific language, and modify sections as necessary. All printed copies should be pen & ink changed to reflect the changes below. All electronic copies should be deleted, and June 2023 copies should be downloaded.

Summary: Changes are delineated in the following categories:

1. Deleted
2. Created
3. Added
4. Updated
5. Consolidated
6. Moved

Change Details: The following specific changes are effective and shall be enforced.

General:

- Added - instruction number VTCCINST 670-1
- Updated - All references of MCUs to OCPs
- Updated - Grammar, spelling, and wording
- Updated - Formatting into bullet points
- Consolidated - Multiple sections to remove duplication

Chapter 1: Philosophy & Policy

- General Consolidated - removed duplication
- Updated - **NOTE** on town cadets
- Updated - Process for Uniform Changes
- p. 11 Added - ENFORCEMENT section, which addresses *hands in pockets, drinking/eating in uniform, etc.*
- p. 12 Added - STANDARD PHRASEOLOGY section, which includes, *conservation, natural appearance, etc.*

Chapter 2: General Components

- Updated - Formatting into bullet points
- Consolidated the following sections from various areas to the *General Uniform Components*
 - p. 12 - Accessories
 - p. 12 - Uniform Wear Exemptions
 - p. 13 - Eye Wear
 - p. 13 - Jewelry
 - Rings
 - Bracelets & Watches
 - Necklaces
 - Medical
 - P. 13 Created- Glow Belt
 - P. 13 Created - Ear Muffs
 - P. 13 Created - Umbrella
- Headgear:
 - p. 14 Updated - Service Cover
 - p. 14 Deleted - Garrison Cover
 - p. 15 Created - OCP Patrol Cap section
 - p. 15 Updated - Berets
 - p. 15 Created - Watch Cap section
 - p. 16 Created - Religious Accommodations section
- Trousers & Skirts
 - General Update - Grammar, Spelling, and Wording
 - p. 16 Added - NOTE on objects in pockets during formation
- Neckwear
 - p. 17 Added - 45 degree angle at which tie is folded
 - p. 17 Added - Senior specifics of neckwear
 - Removed - HT Sweater Specifications
- Belts
 - p. 17 Removed - VTCC belt authorization in civilian attire
- Footwear
 - p. 17 Added - Sub-sections for shoes worn with different uniforms
 - p. 18 Added - Brown dress shoes section
 - p. 18 Updated - Combat Boots
 - Deleted - Individual male and female standards
 - p. 18 Updated - Heel taps
- Cold Weather & Outer Gear
 - p. 18 Consolidated - Windbreaker section moved from footwear
 - p. 19 Created - Regimental Band Sweater section
 - p. 19 Created - Fleece Jacket section
 - Removed- Watch cap wear
 - p. 19 Updated - All Weather to Parka
 - p. 20 Updated - Raincoat to Trench Coat
 - p. 20 Added - NOTE on uniform accouterments

Chapter 3: Specific Components

- General Updated - Formatting into bullet points
- Summer/Winter Dress Uniform
 - General Update - Grammar, Spelling, Wording
 - Deleted - Specific Winter and Summer Dress A/B components
 - p. 21 Consolidated - Winter and Summer Dress A sections
 - p. 21 Consolidated - Winter and Summer Dress B sections
 - Deleted - Photos of Winter Dress A
 - p. 22 & 23 Added - NOTE specifying difference in pictures and uniforms
 - p. 24 Consolidated - Collar insignia section and photos moved from Service Dress
 - P. 24 Updated - Collar insignia photo
 - p. 24 Added - Cross Belt Sub-Section
 - p. 24 Added - OG/OD Wrap Sub-Section
 - p. 25 Updated - Rule of eating in Dress A
- Summer/Winter Service Uniform
 - General updates and consolidations
 - p. 26 Added - NOTE on underclassmen versus senior White Shirt photos
 - p. 26 Added - NOTE on senior versus underclassmen Gray Bag photos
 - p. 26 Added - Black pumps with nylons when the skirt is worn
- OCPs
 - General updates and consolidations
 - Removed - Wear of Patrol Cover
 - Removed - NOTE on earrings
 - p. 30 Updated - Tabs
 - p. 30 Added - Modified OCPs Section
 - p. 30 Added - NOTE on pockets
- Paletot
 - p. 31 Consolidated - Moved general wear above male/female standards
 - p. 31 Updated - Female hair standards in Paletot
 - Removed - Specified wear of ribbons, pins, medals, and badges on male and female paletot
- Hokie Bag
 - General Update and Consolidation
 - p. 33 Added - Optional Items: Baseball style ball caps
 - Removed - t-shirt requirement
- PT gear
 - p. 33 Added - NOTE dictating reflective belt requirements
 - p. 33 Added - Uniform combinations
 - P. 33 Updated - ROTC uniform food pick up
- p. 34 Added - Partial Uniform section
 - General Consolidation - Moved regulations from other sections
- Miscellaneous
 - General Consolidation
 - Removed - All brass insignia must be kept shinned
 - p. 35 Added - Rules while walking in uniform
 - p. 35 Added - PDA in uniform

- p. 35 Added - Removing covers when seated
- p. 35 Added - ROTC uniform
- Moved - Uniform Accessories, Uniform Wear Exemptions Sub-Sections to *General Uniform Component* chapter
- Removed - Mentions of Dress B
- Removed - ROTC formation standards
- Removed - Female cosmetic and jewelry standards
- Removed - Fingernail standards
- Updated - Request for UOD change

Chapter 4: Grooming

- General Updated - Formatting into bullet points
- Male Standards
 - General - Consolidations
 - p. 37 Added - facial hair waiver (i.e., religious & medical) language
- Female Hairstyles
 - General Updates and Consolidations
 - Removed - Bob hairstyles section
 - p. 37 Added - Hygiene process
- p. 38 Updated - Other section
- p. 38 Updated - Tattoos section

Chapter 5: Ribbons, Cords, Medals, & Pins

- General Updated - Formatting into bullet points
- p. 43 Added - Manner of Wear in different uniforms sub-sections
- Moved - Cords & Ribbons lists to appendices
- p. 42 Added - Cords may be worn in all service and dress uniforms
- p. 42 Added - IG cords will be worn in all service and dress uniforms
- p. 44 Updated - Pins section language made clearer
- p. 44 Added - NOTE: only pins on approved list may be worn on any uniform
- p. 44 Added - *The Regimental Commander shall provide an updated list....*
- Removed - Only current company pin may be worn

Chapter 6: Civilian Attire

- General Updates and Consolidations
- Removed - ROTC PT meal pick up
- Removed - Request for uniform change
- Removed - Civilian Shirt restrictions

Added - Annex'

- p. 47 Added - Annex A - Awards & Decorations
- p. 50 Added - Annex B - Cords
- p. 52 Added - Annex C - OCP Tabs
- p. 53 Added - Annex D - Pins

----- NOTHING FURTHER THIS PAGE -----

INTRODUCTION

All Cadets are subject to these regulations.

IMPLEMENTATION

Cadets are governed by this distinct Virginia Tech Corps of Cadets (VTCC) uniform instruction. Overall supervision and policy is the responsibility of the Commandant of Cadets through and by his staff. Day-to-day operations of the Corps of Cadets are the responsibility of the Cadet Regimental Commander. They are carried out by leadership supervision, guidance, and direction of a staff of cadet officers and subordinate cadet commanders per those regulations below.

RESPONSIBILITY

It is the responsibility of all cadets to be familiar with this instruction. The Regimental Commander, under the cognizance of the Commandant of Cadets, may amend these regulations by utilizing General Standing Orders.

CHANGES

Changes to this regulation are as follows:

- Coordinated by the Deputy Director of Operations.
- Submitted electronically (i.e., pdf, email, survey form) to the commandant staff member responsible for collecting proposed changes.
- A finalized version shall be published each June.
- The Spring Semester REGI CSM
 - Should review the proposed changes prior to publication
 - Should coordinate with the Deputy Director of Operations in preparation for presenting the proposed changes to the Commandant if feasible.

NOTE: Every effort should be made to include cadets in the revision process to ensure the Cadet perspective is maintained.

FINAL WORD

In the end, no regulation, set of policies, or guidelines can cover every foreseen and unforeseen circumstance.

Table of Contents

INTRODUCTION	5
IMPLEMENTATION	5
RESPONSIBILITY	5
CHANGES	5
FINAL WORD	5
CHAPTER 1: PHILOSOPHY & POLICY	10
PROCESS FOR UNIFORM CHANGES	11
ENFORCEMENT	11
STANDARD PHRASEOLOGY	12
Basic Uniform Components	12
Prescribable Items	12
Optional Items	12
Uniform Distraction	12
Conservative	12
Complementary Appearance	12
Phase-Out	12
CHAPTER 2: GENERAL COMPONENTS	13
UNIFORM WEAR EXEMPTIONS	13
ACCESSORIES	13
EYE WEAR	13
JEWELRY	14
Rings	14
Bracelets & Watches	14
Necklaces	14
MEDICAL	14
GLOW BELT	14
UMBRELLA	14
EAR MUFFS	15
HEADGEAR	15
Service Cover (Wheel)	15
OCP Patrol Cover	16
Berets	16
Watch Cap (Beanie)	16
HEADGEAR RELIGIOUS ACCOMMODATIONS	17
TROUSERS	17
SKIRTS	17
NECKWEAR	18

BELTS	18
FOOTWEAR	18
Low Quarters	18
Brown Dress Shoes (optional)	19
Combat Boots	19
Heels (Female)	19
Heel Taps	19
COLD WEATHER & OUTER GEAR	19
Windbreaker(s)	19
Regimental Band Sweater	20
Fleece Jacket	20
Parka (Black All-Weather Jacket)	20
Overcoat (Cape)	20
Trench Coat	21
CHAPTER 3: SPECIFIC COMPONENTS	22
SUMMER/WINTER DRESS	22
Summer/Winter Dress A Components	22
Summer/Winter Dress B Components	24
Specifications	24
Cross Belts	25
OG/OD Wrap	25
SUMMER/WINTER SERVICE UNIFORM	26
Summer Service (White Shirt) Components	26
Winter Service (Gray Bag) Components	26
Underclass White Shirt	27
Upperclassmen Gray Bag	27
Specifications	28
Senior Collar Insignia	29
OPERATIONAL CAMOUFLAGE PATTERN (OCP)	29
Operational Uniform Components	29
Specifications	29
Tabs	31
New tab Review & Approval	31
Rolled Sleeves	31
Modified OCPs	31
PALETOT MESS DRESS	32
General Specifications	32
Male Components	32

Female Components	32
HOKIE BAG	34
Mandatory Items	34
Optional Items	34
PT GEAR	34
PARTIAL UNIFORM COMPONENTS	35
Policy	35
Summer/Winter Dress	35
Summer/Winter Service	35
OCPs	35
MISCELLANEOUS	35
Policy	35
ROTC Uniform	36
CHAPTER 4: GROOMING STANDARDS	37
PURPOSE	37
POLICY	37
GENERAL	37
MALE HAIR	37
Facial Hair	38
Special Accommodations & Waivers	38
FEMALE HAIR	39
Short Length	39
Medium Length	39
Long Length	40
Specific Female Hair Items	40
Devices	40
Braids, Cornrows, Twists, & Locks	40
Multiple Styles	40
Ponytails	41
Hair Extensions	41
Wigs	41
Physical Training	41
Hairnets	41
Headbands	41
Buns	41
Other General Appearance Items	41
Cosmetics	41
Fingernails	42

Piercings	42
TATTOOS	42
CHAPTER 5: RIBBONS, CORDS, MEDALS, & PINS	43
RIBBONS	43
Manner of Wear	44
CORDS	44
MEDALS	45
PINS	45
Manner of Wear	45
Dress A/B and Paletot	45
Service Dress	46
CHAPTER 6: CIVILIAN ATTIRE	47
POLICY	47
ANNEX A: AWARDS & DECORATIONS	48
AWARD & DECORATION LIST	48
AWARDS PRECEDENCE CHART	49
RIBBONS & AWARDS NOT PICTURED	50
ANNEX B: CORDS	51
ANNEX C: OCP TABS	53
ANNEX D: APPROVED PINS	54

CHAPTER 1: PHILOSOPHY & POLICY

Each cadet is responsible for wearing a proper uniform and maintaining a sharp appearance both on and off duty. The purpose of this chapter is to establish policies for the proper wear of the cadet uniform. Normally, cadets who are being recognized, inducted into an organization, or otherwise representing the Corps of Cadets, should do so in cadet uniform.

Policy: Uniforms will be worn Monday through Friday, during the Corps “business” hours as specified later on. Uniforms will be worn to all official university and/or Corps events and duties. If attending a Corps- sponsored event, exceptions to this rule will be noted via OPORD.

Since the cadet uniform is created to support the institution of the Corps, its values, and its underlying training programs, it is not appropriate to wear elements of the Corps uniform, either partially, or as a whole, to an event that has not been formally sanctioned and approved by the Commandant or his/her staff. The same holds true for all uniform items issued as part of any of the Reserve Officer Training Course (ROTC) programs at Virginia Tech., Wearing elements of uniform items issued by ROTCs is subject to sanctions and approvals by the leadership of an appointed Detachment Commander.

In general, cadet uniform wear is directed through Regimental Orders (ROs), Operational Orders (OPORDS), and the Cadet Regulations. Requests for wear of the Corps uniform items to activities not covered by the ROs, approved OPORDs, or the Cadet Regulations, should be coordinated with a Senior Enlisted Advisor and/or Deputy Commandant. The same procedure applies for the use of ROTC uniform elements, through the ROTC Detachment Commander or their designated representative(s). If a cadet/midshipman is receiving an award, recognition, or induction from a university, military service-related, or professional organization, the wear of a Corps/ROTC uniform is appropriate. When in doubt, check with a Senior Enlisted Advisor / Deputy Commandant or ROTC Detachment staff official.

An exception to this policy is the use of Corps / ROTC- provided footwear which is designed to protect a cadet/midshipmen’s feet. However, it is important to note that abuse of this exception (using the footwear in extreme conditions) that results in excessive wear and tear leading to replacement, may require the cadet/midshipmen to pay for their replacement. Any overuse that results in excessive wear and tear because of this exception will not be reimbursed. Cadets/midshipmen can expect to pay for their own replacements.

The intent is to ensure that cadets participating in activities outside the construct of the Corps or ROTC programs do not inadvertently (or intentionally) create the impression that such activities are sanctioned or supported by the Corps or ROTC programs, by the wear of issued uniform items.

NOTE: All town cadets will comply with all published uniform regulations.

The carriage of a personal “military” knife should only be at times where its use might be warranted (e.g. field training exercise) and thus would only be carried when wearing OCP/ROTC camouflage uniform, and in no other uniform....not in white shirt / gray bag and higher.

PROCESS FOR UNIFORM CHANGES

Units and Corps Organizations are permitted to design patches and other uniform items for their respective groups. Cadets are also allowed to recommend Corps wide uniform changes. The use of the VT logo requires higher university approval. Images of weapons cannot be paired with the VT logo. Tasteful images of weapons are permitted when not combined with the VT logo. The process for a unit to customize a uniform item or for a cadet to recommend a proposed change is described below.

- Use Docusign request process to route a proposal with **detailed design** to unit Advisor or Deputy Commandant if an item for BN/Company or a Corps uniform change.
- Once approved/signed by Advisor or Deputy Commandant, route to the Communications Director for review if it includes graphics of any kind for approval/signing.
- Next route to the Business Manager for Commandant approval and funding determination. If a unit specific item, funding will most likely need to come from the organization self-generating account. If a Corps uniform change, item will be part of the Tailor Shop budget.
- Once funding is determined and approved by the Business Manager, orders will be placed by the Corps Finance Team.

ENFORCEMENT

These regulations define the composition of authorized uniforms. VTCC uniforms are distinctive visual evidence of the authority and responsibility vested in their wearer by the Corps leadership and those who have worn it since 1872. The Prescribing Authority determines when and where the uniforms in this manual are appropriate for wear. Additional uniform enforcement notes are as follows:

- All personnel shall comply with these regulations and be available to teach others the correct wear of Corps uniforms.
- Uniforms and components shall be worn as described in these regulations.
- Cadets must present a proud and professional military appearance that will reflect positively on the individual, the Corps of Cadets, & Virginia Tech.
- While in uniform, it is inappropriate and detracts from a professional appearance for personnel to have their hands in their pockets.
- When walking from point to point while in uniform, it is inappropriate and detracts from a professional military appearance for personnel to be smoking or using tobacco products, or to be eating and/or drinking.
- Exemplary appearance should be the norm for all cadets.

NOTE: These regulations describe **all authorized** Corps of Cadet uniforms and the proper manner for their wear.

STANDARD PHRASEOLOGY

When making official references to the uniforms, insignia, and grooming standards in any official publication, the terms set forth in these regulations shall be used.

Basic Uniform Components

Uniform items required as part of the basic uniform. These are the minimum items which must be worn unless the prescribing authority directs otherwise.

Prescribable Items

Uniform items which may be directed or authorized for wear with the basic uniform. Prescribable items may be worn with basic uniform at the individual's discretion unless otherwise directed.

Optional Items

Uniform items purchased at the wearer's expense, which may be worn with the basic uniform, but which are not prescribable. Optional items may be worn with the basic uniform at the individual's discretion unless otherwise directed.

Uniform Distraction

Obvious to the eye, attracting attention, striking, bright in color, exaggerated appearance. If the item worn or manner of wear of any uniform component naturally draws attention away or deters from the professional appearance of the individual in uniform, it is a uniform distraction.

Conservative

Not detracting from the professional military appearance while in uniform. Traditional non exaggerated appearance aligned with projecting a proper military image.

Complementary Appearance

Contributing to the individual's/wearer's natural appearance. Having a subtle and natural appearance. Conservative and not exaggerated.

Phase-Out

Discontinue wear.

CHAPTER 2: GENERAL COMPONENTS

UNIFORM WEAR EXEMPTIONS

- Any cadet unable to wear any Corps uniform for any reason, should request permission via the chain of command. Some classes are recognized as having adverse conditions that may damage the cadet uniform (i.e. laboratories, field work, etc.). In these cases, a request form shall be submitted through the chain of command explaining the reason for the wear of OCPs.
- When a request is submitted, the individual cadet will not assume it is approved until it has been returned. Once approved, the cadet will carry the request with him/her at the times when the request is in effect and present it on request to his/her chain of command and/or other cadet officers.

NOTE: Cadets must be in uniform when they leave their building, even if it is to travel to another building on Upper Quad.

ACCESSORIES

- Under no circumstance will any device denoting membership in any unrecognized society or organization be worn or carried while in uniform.
- Female cadets may carry a small plain black purse with the uniform at any time except for drill and formations.
 - Straps will not be worn over the shoulder.
- Cadets may wear a backpack or bag with straps over both shoulders while wearing the service uniform, OCPs, PT gear, or Hokie bag.
 - The backpack or bag must be black, and conservative in nature.
- At no time will obsolete uniform items be worn once the items have been discontinued for authorized wear.

EYE WEAR

- Eyeglasses and nonprescription sunglasses that are conservative in nature are authorized.
- Frames may not be extreme or trendy colors.
- Brand name glasses may be worn with small logo on frames or lenses. Logo may contrast with frame color or lenses.
- Cadets may not wear lenses that are extreme or trendy in color. Lens colors must be traditional black, gray, brown, or dark green shades. Lenses cannot be mirrored.
- Sunglasses (to include darkened photosensitive lenses) are not authorized in formation. [Exception: Unless for medical reasons, e.g., PRK/Lasik surgery.]
- Conservative wrap-around sunglasses may be worn.

JEWELRY

Rings

- Shall be conservative.
- May consist of natural metals or fabricated materials (i.e. plastic, wood, silicone) and may be gold, silver, copper, gray, tan, brown, black, white or light pink in color.
- Only one ring per hand is authorized, plus a wedding/engagement ring set.
- Double stacking wedding rings with military academy/education institution rings are authorized on one hand.
- Rings are permitted to be worn on the thumb.
- Rings shall not present a safety hazard.

Bracelets & Watches

- Only ID, medical, and POW/MIA bracelets are authorized in uniform.
- Watches must be of a conservative color. No extreme or trendy colors are authorized in uniform.

NOTE: Non-ID/ medical bracelets and watches that are rubber, beaded, paracord, or flashy are not permitted in uniform.

Necklaces

- Shall be conservative in nature.
- Shall be concealed while in uniform and not be seen hanging over a cadet's uniform.

MEDICAL

- If a cadet has an arm or hand injury, the uniform of the day will still be worn unless it is impossible to do so.
- A cadet with any foot or leg injuries that require the use of crutches will wear VTCC OCPs, foot or leg injuries not requiring the use of crutches will result in the wear of the UOD.
- Athletic shoes may be worn with a foot or leg injury as per a healthcare provider's instructions.

GLOW BELT

- During the period of sundown to sunrise a reflective (i.e., glow) belt shall be worn for training, personal fitness, and organized PT.

UMBRELLA

- A plain black umbrella is authorized for carry with any uniform, except for drill or formation.
- No color other than black may be used.

EAR MUFFS

Solid black ears muffs are authorized to wear with the following uniforms/uniform items:

- Windbreaker with wheel covers
- Fleece with patrol cover
- Parka with patrol cover
- Paletot

HEADGEAR

Service Cover (Wheel)

The cover will be worn centered on a cadet's head, with the visor two finger widths from the nose. The wind strap will be worn as follows:

- The wind strap (at the rear of the cover) will be buckled in the first hole and cut so that, when worn, the buckle and strap-keeper are centered on the rear hat seam as shown in the *Guidon*.
- The wind strap-keeper (tab) will be trimmed, so that the “hole” side will not extend past the band piece near the buckle.
- Leather Luster, Shape-Up, or other comparable products will be used to shine the wind strap. In addition, all holes, edges, and the buckle will be likewise blackened. At no time will the shine be cracked or have spots worn away.
- The edges of the wind strap that attaches to the wheel cover, closest to the headlight hole, will be trimmed, so that they cannot be seen when wearing the wind strap down.
- The wind strap may be worn down by any upper-class cadet and will be no more than three finger widths from the bottom edge of the cover. First-year and New Cadets are authorized to wear the wind strap down only if directed by the unit commander in his/her chain of command or during extremely windy conditions.
- The grommet will be worn upright, shined smudge-free, and centered on the cover. Headlights will be oriented vertically at all times.
- Black hat bands (chin straps) will be worn by all underclass cadets, gold chin straps will be worn by all cadet officers, silver chin straps will be worn by fifth-year cadets
- May be worn with parka in absence of the watch cap.
- The clear plastic service cap cover must be worn when the trench coat is prescribed for formations unless otherwise directed by the Regimental Commander. For daily wear to class and other cadet activities during the duty day, the plastic service cap cover is an option. If the cap cover is worn, however, the cadet must wear the raincoat, not just the cap cover itself.

Senior Blue Wheel Cover



Underclass Blue Wheel Cover



OCB Patrol Cover

- Will be worn on the head to create a straight line around the head of the Cadet, with the band parallel to the ground. It will fit comfortably and snug on the head, with no visible hairs on the forehead, without distortion of either the cover or the wearer.
- The visor will be bent, creaseless, in a curved fashion to form a natural blocking of sunlight for the wearer. The visor and sides of the cover will be two finger widths from the nose and ears, respectively.
- The OCB patrol cap can be worn by cadet NCOs with the Corps crested pin and cadet officers with the gold VPI pin. These specifications will be worn at all times except during ROTC labs when ROTC uniforms are prescribed.
 - Both the Corps Crest and gold VPI pin will be worn centered vertically and horizontally on the front of the cover.
- First-year cadets will not wear anything on their patrol covers.
- May be worn with parka in absence of the watch cap.

NOTE: The Corps Crest will not be subdued, hidden, modified, or disgraced.

Proper OCB Patrol Cover



Berets

Berets can be worn in VTCC OCBs after formation and in applicable ROTC uniforms by cadets in the following organizations:

- Ranger Company
- Air Force Special Operations Preparatory Team (AFSOPT)

Watch Cap (Beanie)

- Authorized with full or modified OCBs, in PT gear with proper cold weather gear, and when the parka is worn.

HEADGEAR RELIGIOUS ACCOMMODATIONS

- Cadets may request a waiver, based on religious accommodation, to permit wear of neat and conservative (defined as discreet, tidy, and not dissonant or showy in style, size, design, brightness or color) religious apparel. The default color for religious apparel would be anticipated to be black. This will be passed through the cadets chain of command and be physically or electronically signed.
- If the cadet is also enrolled in an ROTC program, then they will be expected to comply with that Service's religious accommodation policies and must coordinate a request with them prior to arrival on campus.
- The following head coverings are included (but not limited to) in this guidance: hijab, turban, kufi, kippah, or yarmulke.
- Except in the case of safety or protective headgear required by a cadet's duties, position or assignment, cadets granted a religious accommodation for head coverings are not required to wear military headgear in addition to their religious head covering if such military headgear would violate their held religious beliefs.

TROUSERS

- Trousers shall be worn in the following manner:
 - Extend to shoes, touch the laces, and cover socks (i.e., not visible) when worn in the standing position with shoes on.
 - "High Waters" are not authorized.
 - The trousers are fitted to be worn so that the top of the pants (waistband) is flush with the belly button.
- Will be kept clean and pressed with creases down the front and back of the legs.
 - Creases will start at the bottom of the trousers and end at the bottom of the crotch seam.
- Any tears, loose side stripe, etc. should be brought to the tailor shop for repair as soon as possible.

SKIRTS

- The skirt is authorized but optional for all female cadets
- The skirt shall be worn in the following manner:
 - Worn with skin tone nylons.
 - Worn with proper heels.
 - Worn how it was fitted either at top, middle, or bottom of the kneecap.
- May be worn to formation (e.g. morning or company / freshmen eats) and during prescribed service uniform days.

NOTE: Large, protruding objects will not be placed in the pockets during formations, including phones.

NECKWEAR

- A black necktie purchased or issued from the Tailor Shop will always be worn with the winter service gray long sleeve shirt.
- A full windsor knot (symmetrical tie knot) will be used.
- The necktie will be tucked in between the second and third buttons from the top.
 - A 45 degree angle will be made where the tie folds under itself.
- Females may substitute a tie tab where a necktie is designated.

NOTE: Only seniors will wear their ties untucked and wear tie clasps. Any formal military, business, or VT clasp in good taste may be used. The tie will fall between the top and bottom of the belt buckle.

BELTS

Upperclassman shall:

- Wear VTCC black belts at all times when wearing the gray trousers.
- The buckle will be fastened at all times and the grommet on the buckle will be highly-shined, smudge-free, & free of scratches.
 - Two leather loops, crisscrossed, will be used to secure excess portions of the belt.
 - As worn, the loops will be crisscrossed in the same manner as the cadet cross belts, with the inner one going from top right to bottom left, and the outer one going from top left to bottom right.
 - The crisscrossed loops will be adjusted to touch the belt buckle.
- Leather Luster, Shape-Up, or other comparable products will be used to shine the black belt. At no time will the shine be cracked or have spots worn away.

First-year cadets shall:

- Wear the white cloth belts with the brass buckle and clip.
- Dirty or worn white belts will be washed or replaced as needed.
- Brass buckles will be shined, smudge-free, & free of scratches.
- No “flags” should be visible.
- The black belt will be worn as follows:
 - When drilling with a weapon or when on guard.
 - When serving as a member of the flag detail (spring semester) as designated by the Regimental Commander.

FOOTWEAR

Low Quarters

- Shoes may be of genuine or artificial leather, but either will be highly shined at all times, free of dirt, and will have fresh shoe edge dressing.
- Artificially shined low quarters are not authorized for formations or inspections.
- Will be worn with black dress socks.
- Unserviceable low quarters should be taken to the tailor shop for replacement.

Brown Dress Shoes (optional)

NOTE: Brown shoes are not issued by VTCC and must be purchased by cadets as an optional item.

- Are only authorized with Hokie Bag.
- Will be worn with black, gray, or brown dress socks.

Combat Boots

- Black, coyote, or olive boot socks will be worn with combat boots.
- Coyote boots will be worn with OCPs and will be kept clean and free of grass stains.
- Unserviceable VTCC issued boots should be taken to the tailor shop for replacement.

NOTE: Cadets may purchase their own boots as long as they are coyote in color.

Heels (Female)

- In paletot and gray skirts, females may wear heels with skin tone nylons.
- Pumps must be of a commercial design in fine grain leather, poromeric, or patent leather. Suede pumps are not authorized.
- They should be untrimmed, with a closed toe and heel. The heel must be at least 1/2 inch, but no more than 3 inches. The sole thickness will not exceed 1/2 inch.

NOTE: Females may purchase their own black pumps as long as they adhere to these regulations.

Heel Taps

Are only to be worn by selected members of the Cadet Regiment:

- Color Guard, Gregory Guard, Signal Corps - to practices, performances, and formal cadet occasions.
- Regimental Cadre are not authorized to wear heel taps.
- Taps will never be worn to class or to ROTC departments. ROTCs may have specific guidelines regarding the wear of taps at ROTC specific functions.

COLD WEATHER & OUTER GEAR

Windbreaker(s)

- Authorized to be worn with Hokie Bag and the summer/winter service uniforms only.
- Will be clean and neatly pressed when worn.
- Cadet rank will be worn on the epaulets.
- The sleeves will end within 1-inch of the wrist. The sleeves will at no time cover the hands.
- Will be zipped all the way up at all times, with two exceptions:
 - When the tie is worn, the zipper may be unzipped to rest just below the knot of the tie.
 - When a cadet is seated, the zipper may be unzipped a ¼ of the windbreaker length.
- May be neatly folded and carried but will not obstruct saluting.
- Bulky items will not be placed in the pockets (including hands).

Regimental Band Sweater

- Seniors in the Regimental Band may wear the HT Sweater instead of windbreaker.
- Authorized for formation and when wearing Hokie Bag.
- The sweater will be buttoned all the way.
- The necktie will always be worn with the HT sweater in the winter service uniform.
 - When the sweater and tie are worn together the tie will not be tucked.

Fleece Jacket

- Only authorized to be worn with OCPs or under the parka shell unless extenuating circumstances permit otherwise.
- Will be clean and free of loose strings.
- Cadet Rank will be worn above the nametape.
- Will be zipped $\frac{3}{4}$ of the way up, with the OCP undershirt showing and collar neatly folded down.
- At no time may a cadet put their hands in the pockets of the fleece jacket.
- The sleeves will at no time cover the hands.
- Cadets may also wear a Military Field Jacket or Military Gortex Jacket with OCPs. The Field Jacket or Gortex Jacket may not be worn to any formations or inspections.

Parka (Black All-Weather Jacket)

- Authorized for wear with all cadet uniforms except Paletot and Blue Blouse.
 - The Parka may be worn over Blue Blouse when raining.
- Each uniform's designated cover may be worn with the Parka (i.e. Wheel Cover when wearing service uniforms).
- If the Wheel Cover and Parka are the designated uniform while raining, the Wheel Cover Rain Guard will be worn over the Wheel Cover at formation.
- The hood will remain down at formations unless designated by the Regimental Commander.
 - If not in formation, the hood may be worn up, with a watch cap, at the individual cadet's discretion.
- May be used in civilian attire without patches.

Overcoat (Cape)

- Authorized for wear with
 - Dress A
 - Dress B
 - Dress C (i.e., special guard duties and Highty-Tighty events only)
 - Mess dress/paletot
 - Seasonal service uniforms.
- Service (wheel) cover will be worn with the overcoat.
- All buttons must be buttoned, with the collar clasped at the top.
- When on guard or in formation the cape portion of the overcoat will be worn flared, utilizing a safety pin that is covered in the back.
- When worn to classes the cape portion will not be flared.
- The collar, when folded down, will be worn over any portion of the cape it touches.

- Crossbelts may be worn over the overcoat as Dress C for special guard duties and for Regimental Band activities. Otherwise, cross belts are not authorized for wear over the overcoat.

Trench Coat

- The Trench Coat has been replaced with the Parka as the VTCC Rain Gear. Cadets who have been issued the Trench Coat may wear it when not in formation and following these standards:
 - May be worn in cases of heavy precipitation, with or without the liner.
 - Will be worn buttoned, except for the neck closure, which may be opened or closed. When it is open, it must be buttoned back on the same side of the jacket.
 - The coat is authorized for wear with the service, service dress, and OCP uniform.
 - Cadet rank will be worn on the epaulets.

NOTE: All appropriate uniform accouterments (i.e. nametapes, patches, ranks, etc.) will be worn under cold weather gear and will not be transferred over when cold weather gear is taken off.

CHAPTER 3: SPECIFIC COMPONENTS

SUMMER/WINTER DRESS

Summer/Winter Dress A Components

- White/Blue service cover
- Blue blouse
- White/gray trousers
- White gloves (unless designated as inclement weather by the Regimental CO in which black gloves will be worn)
- Black low quarter shoes with black socks
- White cross belts with chest brass (underclassmen) / OG wrap with saber (seniors).
 - On certain prescribed occasions, seniors will wear OD wrap.

Summer Dress A (MALE)



Senior Summer Dress A



Underclass Summer Dress A

Summer Dress A (FEMALE)



Senior Summer Dress A



Underclass Summer Dress A



OD Wrap with Winter Dress A

NOTE: The components of Winter Dress A are equivalent to Summer Dress A but gray trousers and the blue service cover will be worn.

Summer/Winter Dress B Components

- White/ Blue service cover
- Blue blouse
- White/Gray trousers
- Black low quarters shoes with black socks

Summer Dress B



MALE



FEMALE

NOTE: The components of Winter Dress B are equivalent to Summer Dress B but gray trousers and the blue service cover will be worn. Senior Dress B is equivalent to Underclassmen Dress B with a black chin strap instead of gold.

Specifications

- The rank of the individual will be worn on the upper portion of the sleeves of the blouse with the exception of the Cadet Private First Class, Cadet Corporal, Cadet Artillery Corporal, Cadet Ordinance Corporal, Cadet Signal Corporal, and Cadet Color Corporal Ranks, which are worn on the lower portion of the sleeves.
- A white collar will be worn underneath the blouse and will extend 1/8 inch beyond the collar. The collar will be clean and starched when worn.
- Underclassmen will wear the ROTC insignia headlight on the right side, from the wearer's perspective, of the black collar. It will be placed 1 1/2 inches from the front vertical edge of the black collar, and centered 1 inch up from the bottom of the black collar, as seen while looking at the collar.
- Citizen-Leader Track cadets wear a crossed cannon disk for both headlights.

- The round brass VPI insignia, with rifles, wings, an anchor, or cannons will be worn on the left side of the collar, from the wearer's perspective.
- Seniors will wear the brass "VPI" in place of the ROTC insignia headlight.
- Seniors will wear their service insignia or crossed sabers for Citizen-Leader Track in place of the VPI headlight.



Senior Collar



Underclass Collar

NOTE: At any public forum (e.g., football games), the blouse shall remain zipped at all times and ONLY while seated may it be unzipped a ¼ of the length of the blouse and the collar unclasped.

Cross Belts

- When worn, the belt from the right shoulder to the left hip is put on first, followed by the left shoulder to the right hip belt.
- The brass chest brass will be put on in the same direction as the first belt, approximately halfway between the bottom of the collar and the top of the belt buckle.
- There will be a two-finger separation between the edge of the belt closest to the collar and the collar of the blouse along the line of the shoulder.
- Belts will meet at the hips forming a "V".
- When worn with the cape:
 - The belt should be worn in a similar manner. The chest brass will be located between the second and third buttons. The buckle will be between the fourth and fifth buttons.

OG/OD Wrap

- When worn by cadet officers they will carry a cadet saber.
- Only one cross belt is worn from right shoulder to left hip.
- The chest brass is placed on the cross belt so that it is centered on the chest measured four finger widths below the collar.
- The tassels shall hang down on the side of the left leg with the ends between the knees and the ankles.
- The tassels will be worn so that the square of the stitching is not visible. The cross belt will not be allowed to hang loose from the chest or back.

- The waist part of the maroon wrap will also be worn tightly and will completely cover the white belt of the cross belts.
- Seniors without wrap will wear cross belts.
- Wrap may be worn without sabre (as sabre supplies dictate).
- When OD wrap is prescribed, seniors will wear the entire maroon wrap over the blouse.
- A saber will be carried by cadet officers when wearing OD wrap.
- The baldric is worn over the right shoulder to the left hip.
 - The ends of the baldric should meet and cross on the left hip and be tucked tightly into the black cadet belt.
- The black cadet belt should be worn as a saber belt.
- The maroon waist wrap and tassel portion shall be worn in the same manner as for OG wrap, described earlier.

NOTE: At no time will any cadet wear a backpack or carry any straps over the shoulder in the Dress A or B uniform.

NOTE: Eating in Dress A & B is authorized upon removal of white gloves

SUMMER/WINTER SERVICE UNIFORM

Summer Service (White Shirt) Components

- Blue service cover
- White shirt
- Black belt / White web belt
- Gray trousers
- Gray skirt optional for female cadets
- Black low quarter shoes with black socks
 - Black pumps with nylons when worn with skirt

Winter Service (Gray Bag) Components

- Blue service cover
- Gray Shirt
- Black Tie / Tie Tab
- Black Belt / White web belt
- Gray trousers
- Gray skirt optional for female cadets
- Black low quarter shoes with black socks
 - Black pumps with nylons when worn with skirt

Underclass White Shirt



MALE



FEMALE

NOTE: Senior White Shirt will include collar insignia. Chinstrap will be gold instead of black.

Upperclassmen Gray Bag



MALE



FEMALE

NOTE: Underclassmen Gray Bag will exclude collar insignia. Chinstrap will be black instead of gold. Necktie will be tucked in.

Specifications

- The name tag will be worn on the right hand pocket flap, with its top edge along on the second seam of the pocket, and centered on the pocket flap button.
- Company pins will be worn on the left pocket flap, centered and in line with the seam of the pocket.
- Shirts will be worn with a proper military tuck.
 - Shirt stays must be worn at all times to ensure the proper military tuck stays at all times.
- Pleats will be neatly made and located on the sides of the shirt.
- At no time will any part of the shirt hang over the belt.
-
- All buttons must be buttoned and removed of loose strings.
- Creases on the sleeves of service uniforms will start at the back of the epaulet and go down the entire sleeve in a neat line. For the winter service uniform, the crease will connect with the pleat at the cuff.
 - There will only be one crease on the sleeves and trousers, no “railroad tracks” may be displayed and must be ironed out.
- Collars will remain starched, pressed, and free of stains.
- The black tie will not show past the collar in the back.

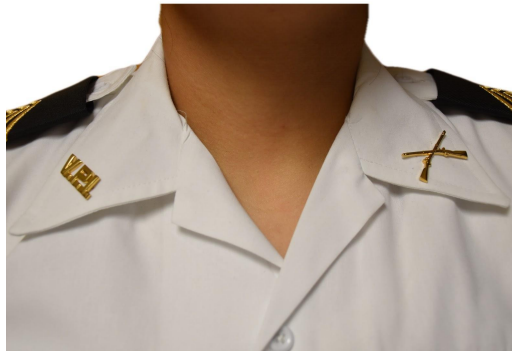
NOTE: No shirt tuck or tailoring should be so tight as to restrict normal, natural movement or comfort, or create the appearance of being skin-tight.

NOTE: All items shall be kept clean, free of stains, pressed, and free of odor.

- A white V-neck T-shirt must be worn under white shirt and must not be visible.
 - Crew neck, A-shirts, or any other type of undershirt will not be worn under the Summer Service white shirt.
- Cadets may wear an appropriate civilian or Corps related shirt underneath the long sleeve Winter Service gray bag uniform, so long as it is not visible.
- Cadets will have a straight "gig line."
 - The male gig line is made straight by keeping the shirt edge (along the button line) in line with the edge of the zipper flap.
 - Females will keep the shirt edge in line with the seam of the zipper flap.
 - The edge of the “P” closest to the “V” on the upperclassmen belt is in line with the buttons, which is different for males and females.
 - First-year cadets will have their buckles centered on the buttons of the shirt.
- Ribbons, badges, cords and any other accessories will be worn in accordance with these regulations.

- Seniors will wear:
 - VPI insignia on the right collar and the cadet's ROTC/Citizen-Leader Track (crossed sabers) on the left collar.
 - The "VPI" will be placed 1-1/2 inches from the corner tip of the right collar along a centered diagonal angle (45 degrees) with the "bottom" of the insignia facing out towards the cadet's right foot.
 - The Army, Air Force, Navy, Marine Corps, and Citizen-Leader Track insignias will be placed 1-1/2 inches from the corner tip of the left collar along a centered diagonal angle (45 degrees) with the bottom of the insignia facing out towards the cadet's left foot.

Senior Collar Insignia



OPERATIONAL CAMOUFLAGE PATTERN (OCP)

Operational Uniform Components

- OCP Patrol Cover
- OCP Blouse
- Coyote or Tan Corps Crest Undershirt
- OCP Trousers
- OCP or issued rigger belt
- Olive drab, coyote, or black boot socks
- Coyote Combat Boots

Specifications

- Nametapes shall adhere to the following:
 - Will be worn with VTCC OCPs.
 - Will be worn in an identical fashion to the service uniform.
- The VTCC unit identifier will be worn centered above and along the top edge of the left shirt pocket.

NOTE: Ribbons are not authorized to be worn with OCPs.

- Shirt and Trousers do not have to be creased and pressed.

NOTE: ALL pockets shall be secured (i.e., buttoned, velcroed) when not in use.

- Trousers shall adhere to the following:
 - Will fit the wearer, with enough space to allow squatting and bending.
 - May be bloused over or tucked into the boots, not exceeding the third eyelet of the boots.
- The belt shall adhere to the following:
 - Will be worn with the belt end tab extending just past the buckle not to exceed three inches.
 - Excess belt length should be cut or worn between the belt and the trousers.
 - The tab will be worn on the left side of the wearer's buckle with the buckles leading edge flush with the fly seam of the pants.
- Boots shall adhere to the following:
 - Kept neat and free of stains (i.e., food, grass, mud)

NOTE: Unserviceable boots should be taken to the tailor shop for replacement.



Senior OCPs



Underclass OCPs

Proper Wear of VTCC Patches & Tabs

- Patches must be centered straight, with applicable velcro tabs centered above said patches.
- Velcro strips above the shoulder pocket must be folded so that the black square is covered and the velcro is not exposed.

Tabs

Tabs shall adhere to the following:

- Only one tab is authorized to be worn at a time.
- Only those tabs listed in the appendices are authorized to be worn.
- Not detract from the smartness of the uniform

New tab Review & Approval

Any new tab ideas must be approved by the Commandant of the Corps after a thorough review by the unit (i.e, company, organization) chain of command has reviewed the purpose, color scheme, and cost.

Rolled Sleeves

- When approved by the Regimental Commander via Regimental Order (UOD) or any Commander via OPORD (Special Event), cadets are authorized to wear sleeves rolled up consistent with US Army procedures and shall be:
 - Rolled with the camo facing out.
 - Rolled neatly above the elbow but no more than 3 inches above the elbow.
- An expectation is when a cadet is wearing OCPs and long sleeves are NOT rolled in order to provide protection.

Modified OCPs

When authorized, a modified OCP uniform may be worn. It will consist of the following:

- ROTC or VTCC issued OCP Patrol Cover. No other style of cover is authorized for OCPs unless approved by the Commandant of Cadets.
- Coyote/Tan Corps Crest t-shirt, Unit Specific Cadre t-shirt, or authorized unit t-shirt. Cadre shirts will be worn by members of the Cadre and Regimental and Battalion staffs during Cadre Week, New Cadet Week, training events, and when authorized.
- Coyote Combat Boots

NOTE: Any unit wishing to use a different t-shirt for the Modified OCP uniform must get authorization through their cadet Chain of Command through the Regimental Commander to include the responsible COMM STF with final approval by the Commandant.

PALETOT MESS DRESS

When designated as the uniform for a Corps event, all cadets will wear the formal dress (Paletot) uniform. An exception will be to the Senior Banquet if a non-senior cadet is attending as a date. Other exceptions will require approval by the Regimental Commander after coordination with the Commandant of Cadets.

General Specifications

- No cover is authorized for wear with Paletot.
- Female cadets will wear their hair in a bun or ponytail in accordance with grooming standards.
- Paletot is worn with shined brass cadet buttons or anodized service buttons. Pocket buttons on the Paletot should have their fasteners taped up inside so as not to be seen.
- Collar fasteners on the Paletot will be clasped at all times. Female shirt collar buttons and neckties will remain buttoned and tied unless authorized by the chain of command.
- Cadet shoulder boards (with appropriate class/year) issued or bought through the Tailor Shop will be worn with Paletot. Cadets are not authorized to substitute ROTC shoulder boards or make their own.
- Male seniors will wear brass "VPI" insignia and the cadet's ROTC or Citizen-Leader Track insignia on their collars, the same as on blue blouses.
- Female seniors will wear brass "VPI" insignia and the cadet's ROTC or Citizen-Leader Track insignia centered horizontally 1 inch from the bottom of the collar of the formal mess jacket.
- Cords, ribbons, pins, and badges will be worn in accordance with these regulations.
- OD wrap and saber are authorized for wear with the Paletot uniform.

Male Components

- Paletot blouse
- White trousers
- Black low quarter shoes and black socks

Female Components

- Paletot blouse
- White pleated dress shirt with black studs
- Neck tab
- White skirt with skin tone nylons or white pants
- Gold cummerbund
- Black pumps (with 1 1/2 to 2 1/2 inch heel).

Male Paletot




Female Paletot with Skirt



Female Paletot with White trousers



Ribbon and Pin Placement



HOKIE BAG

Mandatory Items

- Maroon VTCC issued polo style shirt and shall adhere to the following:
 - Must be tucked into the pants at all times

NOTE: Undershirts are optional and if worn the undershirt shall not be visible

- Khaki pants and shall adhere to the following:
 - Must fit the wearer comfortably and modestly without excessive tightness or baggage.
 - Cold weather gear may be worn at the cadets discretion unless specified by the Regimental Commander.
- Black/brown belt and shall adhere to the following:
 - Plain with no visible designs, logos, studs, or markings
 - No holes that denote damage on them.
 - Buckles should be business casual.
- Black/brown shoes
 - Color must match belt color
 - Closed toed
 - Professional/dress (i.e., oxford style, sperry style, boot style)
 - Socks must be conservative in color (i.e., black, gray, brown) with no visible designs or logos.

Optional Items

- Baseball style ball caps:
 - Companies may propose and purchase a baseball-like cap to be worn with the Hokie Bag. The process will be the same as proposing a unit item or uniform change.
 - The wear of gifted Alumni baseball caps is permitted with the wear of Hokie Bag.

PT GEAR

NOTE: During the period of sundown to sunrise a reflective (i.e., glow) belt **shall** be worn during PT at all times.

The Corps of Cadets Physical Fitness Uniform will consist of the following:

- Black VTCC PT shirt, black VTCC PT shorts, and athletic shoes with white or black socks (ankle or calf-length).
- The PT Shirt must be neatly tucked into the PT Shorts.
- The VTCC PT Sweatshirt and Sweatpants are to be worn at the individual cadets discretion.
 - The PT shirt is to be worn underneath the sweatshirt.
 - PT shorts underneath the sweatpants, when actively engaged in physical activity.
- Only be worn to class if authorized by the chain of command and granted written approval.
- Civilian PT attire is authorized for personal PT after a cadets freshman year red phase.

- PT gear is authorized for food pick up (no dining in) under the following exceptions:
 - Air Force and Navy ROTC cadets, directly after morning PT.
 - Regimental Band cadets after evening field practice.
 - Directly following a personal workout, as directed by the Regimental CO.

PARTIAL UNIFORM COMPONENTS

Policy

- Partial uniform is authorized for wear in the cadet barracks with the following exceptions:
 - Partial uniform will not be worn in the lobby or Commandant's Staff Hallways.
 - Partial uniform will not be worn when conducting official business to include inspections within the cadet barracks and during New Cadet training.
- Sophomore, junior, and senior cadets may wear appropriate partial uniforms while inside the barracks.
- First-year cadets are authorized to wear partial uniforms inside their rooms. Opening the door of the room does not negate this authorization.
- Sophomore, junior, and senior cadets may wear civilian clothes inside the barracks as a privilege prescribed by the Regimental Commander.

Summer/Winter Dress

- The blouse may be removed but the underlying T-shirt must be tucked into the trousers.
- An OCP web belt will be worn with trousers.
- Black low quarter shoes will be worn.

Summer/Winter Service

- The shirt may be removed but the white V-neck must be tucked into the trousers/skirt.
- The black belt will be worn with the trousers.
- Cadets may wear an appropriate civilian or Corps related shirt underneath the long sleeve winter service uniform.
- Black low quarter shoes will be worn.

OCPs

- The blouse may be removed, but all other items must be worn.
- No other items are ever authorized for wear in OCPs.
- Authorized boots must be worn at all times.

MISCELLANEOUS

Policy

- Cadets will not walk while engaged in activities that would interfere with the hand salute and greeting of the day or detract from a professional image. This includes but is not limited to texting, eating, or chewing gum while walking in uniform.
 - Cadets may stop walking and step to the side to engage in these activities if needed. Taking a phone call is permitted as long as cadets are aware of their surroundings.

- Public Displays of Affection (PDA) are considered unprofessional and are not permitted while in uniform.
- When seated outside, covers may be removed.

ROTC Uniform

- During the Fall semester, Cadets may switch to ROTC/Citizen-Leader uniform after 1400 hours for their respective ROTC/Citizen-Leader Track labs.
- During the Spring semester, the Regimental Commander may designate the entire day for wear of the ROTC/Citizen-Leader UOD.

CHAPTER 4: GROOMING STANDARDS

PURPOSE

A cadet's appearance leaves a lasting impression. Accordingly, it is imperative that a cadet look sharp and presentable at all times. The purpose of this regulation is to define the grooming standards for all cadets. As a Senior Military College, under Title X, we are required to meet certain DoD standards that are in conformity with US military standards.

Each Senior ROTC program has service-directed grooming standards. These may differ, slightly, between each Service. The purpose of having Corps Grooming standards is to facilitate achieving uniformity across the entire Corps, to include those cadets in the VPI / Citizen-Leader track program. The vast majority of the standards described in this section flow directly from DoD guidelines.

POLICY

Cadets are required to abide by these regulations during the academic year when in uniform. Cadets must also abide by selected regulations when out of uniform. Just as in the military Services, compliance may result in cadets updating their hairstyle when directed to by the chain of command, should the hairstyle present an unprofessional image in the judgment of the Corps or ROTC programs.

GENERAL

- May not be styled with designs, sharply curved lines, or zigzag lines.
- May not be eccentric or faddish and will present a conservative, professional appearance. Faddish and exaggerated styles, to include shaved portions of the scalp other than the neckline, designs cut in the hair, hair sculpting (eccentric texture or directional flow of any hairstyle to include spiking), hairstyles with severe angles or designs, and unbalanced or lopsided hairstyles are prohibited.
- Dyes, tints, or bleaches must result in natural hair colors and a natural appearance.
- Bulk or length may not interfere with the normal wear of headgear.

MALE HAIR

- Hair on top of the head will be neatly groomed. The length and bulk of the hair may not exceed 3 Inches (i.e., length of Hokie Passport) and must present a neat and conservative appearance.
- The hair must present a tapered appearance.
 - A tapered appearance is one where the outline of the cadet's hair conforms to the shape of the head, curving inward to the natural termination point at the base of the neck.
- When the hair is combed, it will not fall over the ears or eyebrows or touch the collar.
- The block-cut fullness in the back is permitted to a moderate degree, but shall maintain a tapered appearance.
- Unauthorized hair items or styles:
 - Braids, cornrows, twists, or locks.
 - A single, untapered patch of hair on the top of the head (not consistent with natural hair loss).
- Completely shaved or trimmed closely to the scalp is authorized.

- Hair that does not part naturally may cut a part into the hair or style the hair with one part.
 - The part will be one straight line, not slanted or curved, and will fall in the area where the cadet would normally part the hair.
- Sideburns shall adhere to the following:
 - Be neatly trimmed.
 - Be a clean-shaven line.
 - Will not extend below the first opening part of the exterior ear opening.
 - Will not be styled to taper, flair, or come to a point.
- Wigs & hairpieces shall adhere to the following:
 - Males are prohibited from wearing wigs or hairpieces while in uniform, or in civilian clothes on duty, except to cover natural baldness or physical disfigurement caused by accident or medical procedure.
 - Will conform to the standard haircut criteria, as stated in this regulation.

Facial Hair

- Facial hair shall adhere to the following:
 - Mustaches, goatees, and beards are not permitted.
 - All cadets shall be clean-shaven at all times in & out of uniform.

Special Accommodations & Waivers

- Religious accommodations waivers for facial shall adhere to the following:
 - Religious accommodation waivers shall be approved via General Request form by the unit Deputy Commandant.
 - Approved facial hair must be worn in a neat and conservative manner.
 - Beards shall not exceed 2 inches in length.
 - Must be rolled, tied and/or otherwise groomed to achieve a length not to exceed 2 inches when measured from the bottom of the chin.

NOTE: Permanent shaving waivers are not authorized.

NOTE: Any cadet granted a shaving waiver shall retain a copy of the approved waiver on their person at all times in uniform.

- Pseudofolliculitis Barbae (PFB) or other medical condition shaving waivers shall adhere to the following:
 - Medical shaving waivers shall be approved via General Request form by the unit Deputy Commandant and must be accompanied by proper documentation from a health care provider.
 - The Deputy Commandant may direct re-evaluation if the prescribed regimen is being violated.
 - Cadets shall request a waiver at the beginning of each academic year (AY).
 - If a shaving regimen or waiver is authorized, facial hair shall :
 - Be properly groomed (i.e., clean and combed or brushed).
 - Not exceed 1/4 inch in length unless expressly granted per the medical accommodation waiver.

- The outer edges of the beard on the face or neck area may be optionally outlined/edged.
 - Outlining, edging or shaping the beard is defined as light clipping or trimming of hair at the very outer edges of the beard to give a shaped appearance.
 - If outlining results in skin irritation discontinue edging the beard.
- Unit supervisors will actively monitor and ensure the PFB treatment regimen is followed.

NOTE: Cadets are responsible to ask questions when in doubt of any requirements or directives.

FEMALE HAIR

- First-year cadet females shall keep hair above the collar in all uniforms until designated by the Regimental Chain of Command (CoC).
- Female hairstyles are organized into three basic categories:
 - Short length
 - Medium length
 - Long length
- When worn “up”, will not extend below the bottom of the uniform collar
- Will be gelled down or pinned back to avoid excessive flyaways.
- Hair styles or devices will not interfere with proper wear of cadet headgear.
- Bangs, if worn, may not fall below the eyebrows, may not interfere with the wear of all headgear, must lie neatly against the head, and not be visible underneath the front of the headgear.
 - The width may extend to the hairline at the temple.
- The bathrobe is not considered a uniform, therefore hair may be worn loose and down throughout the hygiene process, this includes all freshmen cadets as well.

Short Length

- Length that extends no more than 1 inches from the scalp

Medium Length

- Length that does not extend beyond the lower edge of the collar and extends more than 4 inches from the scalp.
- Layered and graduated hairstyles are authorized, so long as each hair’s length, as measured from the scalp to the hair’s end, is generally the same length, not exceeding an 1 inch difference in length, giving a tapered appearance.

Long Length

- Length that extends beyond the lower edge of the collar.
- Will be neatly worn in either a bun, single ponytail, two braids or a single braid so as not to fall below the bottom of the shoulder blade.

Specific Female Hair Items

Devices

- Hair holding devices are authorized only for the purpose of securing the hair, not for decoration.
 - Hair bands/devices will be the same color as the hair or black.
- Such devices should conform to the natural shape of the head.
- Devices that are conspicuous, excessive, or decorative are prohibited.
- Prohibited devices include, but are not limited to the following:
 - large, lacy scrunchies; beads, bows, or claw or alligator clips; clips, pins, or barrettes with butterflies, flowers, sparkles, gems, or similar designs, or scalloped edges; and bows made from hairpieces.
- Foreign Material is defined as beads or decorative items and is not authorized at any time.

Braids, Cornrows, Twists, & Locks

- Medium and long hair may be styled with ponytails, braids, cornrows, twists, or locks using the following:
 - Have a diameter no greater than 2 inches.
 - Present a neat, professional, and well-groomed appearance.
 - Spacing between the braids, cornrows, twists, or locks must be uniform without designs.
 - May be worn against the scalp or loose (free hanging).
 - When worn loose, such hairstyles must be worn per medium hair length guidelines or secured to the head centered on the back of the head.
 - Ends must be secured inconspicuously.
- The individual is expected to contain multiple braids, cornrows, twists, or locks in a tasteful bun and wrap the hair until there is no hair straying.
- When not worn loosely and instead worn close to the scalp, they must stop at one consistent location of the head and must follow the natural direction of the hair when worn back.
- Braids, cornrows, twists, or locks that distinctly protrude (up or out) from the head are not authorized.

Multiple Styles

- Female cadets are authorized to wear multiple hairstyles at once as long as it is neat in appearance.
- Two braids will be evenly spaced from the center and the shoulders.

Ponytails

- Ponytails and single braids must be worn centered behind the neck and remain free of loose strands.
 - The hairstyle must maintain a neat and secured appearance.
- Ponytails will start on the back of the head, never the top of the head.
- If wearing a company cap, then a ponytail may be worn through the hole in the back of the cap.

Hair Extensions

- Hair extensions are authorized. Extensions must have the same general appearance as the individual's natural hair and otherwise conform to this regulation.

Wigs

- Wigs, if worn, must look natural and conform to regulations. Wigs are not authorized to cover up unauthorized hairstyles.

Physical Training

- Long length hair may be worn in a ponytail during physical training. A single ponytail centered on the back of the head is authorized in physical fitness uniforms only when within the scope of physical training, except when considered a safety hazard. The ponytail is not required to be worn above the collar.
- Hairstyles otherwise authorized in this chapter (such as braids, twists, and locks) may also be worn in a ponytail during physical training.

Hairnets

- A full hairnet will not be worn unless it is required for health or safety reasons. A hairnet that covers just a bun is permitted providing they are of natural color similar to the cadet's own. Hair Nets are suggested for textured hair to prevent any stray hairs and braids from protruding from the bun.

Headbands

- Headbands should be used only as a last resort, and will be cloth, 1/2 inch or less, and must be a human hair color close to the cadet's natural color, and not present an extreme appearance.

Buns

- The bun should be as concise and tasteful as possible. It will not exceed 3.5 inches in bulk and the width shall be no wider than the width of the head.

Other General Appearance Items

Cosmetics

- Extravagant cosmetic styles and colors, to include makeup designed to cover tattoos, are inappropriate with the uniform and are prohibited. Permanent makeup, such as eyebrow or eyeliner, is authorized as long as the makeup conforms to the standards outlined above.
- Eyelash extensions are authorized but must not exceed 0.5 inches and must be natural in color.
- Males are prohibited from wearing cosmetics, except when medically prescribed.

- Females are authorized to wear cosmetics with all uniforms.
- Females will not wear shades of lipstick or nail polish that are extreme, that detract from the uniform.
 - Extreme colors include, but are not limited to purple, gold, blue, black, white, hot pink, bright red (i.e., fire engine), green, yellow, and fluorescent/neon colors.

Fingernails

- All personnel will keep fingernails clean and neatly trimmed so as to not interfere with performance of duty, detract from the military image, or present a safety hazard.
- Females fingernails shall not exceed a nail length of 1/4 inch as measured from the tip of the finger.
- Females may use neutral and color nail polish that does not detract from the uniform.
- Females are permitted to have French tips and American manicures.
- Males fingernails shall not extend beyond the fingertip.
- Males are authorized to wear clear nail polish.

Piercings

- Males are not permitted to wear earrings or other body piercings when in uniform.
- Earrings must be 1/4 of an inch in diameter or smaller, and must have gold, silver, pearl or diamond-type.
- Only one earring per ear is authorized.
- Earrings may be worn in OCPs unless in a tactical setting.
- Other body piercings are not permitted if they will be visible in military uniforms.

TATTOOS

Any tattoos obtained after joining the Corps must, at a minimum, conform to Service/ROTC policies for those cadets enrolled in ROTC programs. It is still the desire that any cadet, obtaining a tattoo after joining the Corps, should ensure that the tattoo is not above the neck, on the face nor hands with the exception being a tattooed ring on the ring finger.

CHAPTER 5: RIBBONS, CORDS, MEDALS, & PINS

General: A long-standing tradition in the military has been the recognition of individual accomplishments, membership in special and/or unique units and organizations, and distinguishing special abilities and actions. This is done through the displaying of cords, ribbons, and badges on the uniform. In addition is the long-standing tradition of Virginia Tech students wearing organizational pins to show pride and *esprit de corps* for involvement in organizations open to all Virginia Tech students. The purpose of this section is to define the guidelines for acceptable wear of cords, ribbons, and badges while a member of the Corps of Cadets.

RIBBONS

- Wear of dilapidated ribbons is unauthorized.
- Wearing of any ribbon not rightfully earned is unauthorized.
- Ribbons will be worn in order of importance, with the most important being to the top and left and the least important being to the bottom and right, as seen while looking at the ribbon bars. Ribbons should be worn in order of importance according to the list and chart located in the appendices.
- Organization ribbons shall adhere to the following:
 - Be worn in order of involvement.
 - Ribbons for organizations in which a cadet is an officer should be placed first.
 - If a cadet serves as an officer in more than one organization and wears a ribbon for each organization, then ribbons should be placed in order of the importance of the positions, which the cadet holds (i.e. commander, executive officer, secretary, etc.).
- Grade ribbons shall adhere to the following:
 - Be worn for good grades received at Virginia Tech. If a cadet receives consecutive grade ribbons of the same type (e.g. two or more maroon ribbons in a row) then stars will be worn on the ribbon to denote continuous academic achievement.
 - Once a grade ribbon is awarded, its continued wear is authorized, regardless of the cadet's current academic standing.
- Prior service ribbons shall adhere to the following:
 - May be worn in lieu of cadet ribbons, but not worn with them.
 - Will be worn as per the regulations of the specific service awarding them.
- Any cadet ever receiving the Beverly S. Parrish Jr. (Gold Cord) award may wear the corresponding ribbon for as long as they are a cadet.
- Multiple achievement of the same award is denoted through the wear of stars (or palm leaves on selected ROTC awards) on the ribbon of the award received. Stars should be centered on the ribbons and recognize multiple awards in the following manner:
 - Bronze star - one additional award (e.g. second time awarded). Up to four bronze stars may be worn on a ribbon, denoting the receipt of that particular award five times (the ribbons counting as one awarding).
 - Silver Star - five additional awards (e.g. sixth time awarded). Up to five silver stars may be worn on a ribbon. Bronze stars are worn in addition to silver stars to denote awards between each fifth award.

- Stars may be worn on organization ribbons to denote officer positions or as part of the organization's symbology.

Manner of Wear

Dress A/B and Paletot

- It is the intent that all earned ribbons will be worn on the Dress A/B and Paletot uniform.
- In Dress A/B and Paletot uniforms, ribbons shall adhere to the following:
 - Be worn in order of precedence from the wearer's right to left in one or more rows with no space between rows or 1/8 inch space between rows.
 - The first row of ribbons is positioned 1/8 inch in the upper left quadrant of the uniform blouse. No more than three ribbons are worn in any one row.
 - The top row will contain any uneven number of ribbons.
 - When there are one or two ribbons on the top row, they will be centered over the other ribbon bars and the pocket flap button.
- On the blouse, ribbon racks are placed slightly above the left breast, parallel to the ground, and centered between the sleeve seam and the black striping. The placement should be similar to that of the service uniform.
- In paletot, ribbon racks will be worn above and along the left shirt pocket seam, centered with the flap button.

Service Dress

- A maximum of three ribbons will be worn with White Shirt and Gray Bag.
- Cadets will wear the three highest ribbons, arranged on one row.
- Ribbons will be worn in order of precedence from the wearer's right to left.
- Ribbon racks are worn above and along the left shirt pocket seam, and are centered with the flap button.

CORDS

All cords shall adhere to the following:

- Only those cords issued or awarded are authorized for wear.
- Two cords may be worn with the Paletot uniform. The 'higher' cord should be worn on the left shoulder.
- The same cord and ribbon can be worn simultaneously.
- Manner of wear:
 - May be worn in White shirt, Grey Bag, Dress A/B and Paletot uniforms.
 - Worn on the left shoulder of the blouse, and are to be held in place by a polished brass cadet button.
 - Worn with the braided end under the arm and loops outside the arm.
 - Worn by those individuals who are current members in good standing of that particular organization or unit.

NOTE: The only exception to this is the Regimental Band cord, which is worn in reverse.

- Prior armed force service cords:
 - May be worn in lieu of cadet cords, but not worn with VTCC issued cords.
 - Such cords will be worn as per the regulations of the specific service awarding them.
 - If a cadet elects to wear a cords from prior service, they must also wear only ribbons and pins from prior service.
- Beverly S. Parrish Jr. Award cords:
 - Only members of the unit receiving the award are authorized to wear the cord.
 - Awards issued or awarded from previous years may be worn.
 - Cadets transferring into or first-year cadets entering that unit are not authorized to wear the award.
 - Cadets transferring out are authorized to wear it.
- Athletics cords:
 - Only cadets who participate in the highest level of their sport are authorized to wear the Athletics cord.
- Inspector General (IG) cords:
 - Will be worn in White shirt, Grey bag, Dress A/B, and Paletot uniforms.

MEDALS

- Medals will be worn on the dress and mess uniforms as a substitute to wearing ribbons.
- The amount of medals worn will not be excessive and all medals must be clean, unscratched, and not exhibit dilapidated ribbons.
- Stars will be worn on ribbons to denote additional awarding, and are subject to the rules found in this regulation.

PINS

All pins shall adhere to the following:

NOTE: Only pins listed in Annex D shall be worn in any uniform.

- A maximum of two pins shall be worn on any uniform.
- Pins will be tasteful, not of excessive size, and related to Corps, ROTC, or military-professional organizations.
- Pins may be worn on the service, dress, and mess uniforms.
- Pins may also be worn on the tassel of the OG/OD wrap.
- All pins awarded by ROTC units will be worn as prescribed by the respective ROTC.

Manner of Wear

Dress A/B and Paletot

- Tops of the pins will be placed 1/2 inch below the ribbon bar and will have the pin edge lined up with the left edge of the ribbon bars, as seen while looking at the ribbon bars.
- On the mess jacket, pins are placed one inch below the cut of the left lapel (1/2 inch below the ROTC insignia for juniors) and 1/2 inch from the lapel edge.
- On the sash, the Corps Crest is mandatory and the remaining one will be optional.
- May wear a singular company pin from their previous companies.

Service Dress

- Worn on the service uniform in the upper left corner of the left pocket, as seen while looking at the pocket. The first pin should touch the inside vertical (side of pin) and horizontal (top of pin) seams of the pocket flap. The second pin should be spaced $\frac{1}{2}$ inch from the first and flush with the horizontal seams of the pocket flap. The more important pin should be placed first, then the additional pin placed alongside with $\frac{1}{2}$ inch spacing.

CHAPTER 6: CIVILIAN ATTIRE

General: Cadets represent the VTCC while in uniform and civilian attire. Therefore while in civilian attire it is each cadet's responsibility to represent the Corps in a positive manner. The purpose of this section is to define the guidelines for acceptable civilian attire while a member of the Corps of Cadets.

POLICY

- Distinctive cadet uniform items (e.g., Corps crest pins, ROTC collar brass, rank) may not be worn with civilian clothing.
- Generic cadet uniform items (e.g., shoes, socks, gloves, scarves, black belt, sweater) may be worn with civilian clothing.
- Appropriate formal attire (coat and tie) will be worn whenever the cadet is required to attend a function that otherwise would require a winter or summer dress uniform.
- During the duty day, cadets must be in UOD for all meals. Refer to the PT uniform section for exceptions.
- Civilian attire without a request is authorized for upper class cadets at the following times:
 - After 1700 hours Monday-Thursday. This includes dining facilities.
 - After 1400 hours on Friday, provided the cadet has completed all academic classes and Corps activities for the day.
 - On weekends, unless restricted due to participating in cadet obligations. activities, as directed by Regimental Staff.
 - When performing physical activities (i.e. gym, running, etc.)
 - When on leave.
- All cadets may attend off campus medical appointments in civilian clothes.
- Cadets shall not go to ROTC offices, the Commandant's office, Deputy Commandant's offices, or Senior Enlisted Advisor offices in civilian attire.

ANNEX A: AWARDS & DECORATIONS

NOTE: Ribbons should be worn as described previously in this instruction on Dress A/B, Paletot, White Shirt, and Gray Shirt.

AWARD & DECORATION LIST

Listed below in their order of precedence are the CORPS of CADETS AWARDS and DECORATIONS authorized for wear on the VTCC uniform.

1. Regimental Presidential Service
2. ROTC or Coast Guard AUP-related awards
3. Corps-related awards
 - a. Beverly S. Parish Jr. Award
 - b. Eager Individual
 - c. Eager Squad
 - d. Presidential Inaugural
 - e. Cadet Achievement
 - f. Recruiting Award
 - g. VPI Service Ribbon
 - h. VPI PFT Excellence
 - i. Community Service
4. ROTC and Corps organizations
 - a. Cadre Training Assistant (CTA)
 - b. Color Guard
 - c. Conrad Cavalry
 - d. Eagle Scout Association
 - e. Gregory Guard
 - f. Hall Council
 - g. Inspector General (IG) Staff
 - h. Skipper Crew
 - i. Signal Corps
 - j. Recruiting Staff
 - k. Regimental Cadre
 - l. Regimental Historian Staff
 - m. Scabbard and Blade
 - n. Sash and Sabre
 - o. Society of American Military Engineers
 - p. Summer Orientation Staff
 - q. Ranger Company
 - r. Naval Aviation Society
 - s. Submarine Society
 - t. Surface Warfare Society
 - u. Armed Forces Special Operations Preparatory Team (AFSOPT)
 - v. Robert F. Femoyer Service Squadron (RFSS)
 - w. Other Corps organizations






























5. Grades

- a. Academic Gold (3.75-4.00 semester GPA)
- b. Academic Orange (3.40-3.74 semester GPA)
- c. Academic Maroon (3.00-3.39 semester GPA)

NOTE: Reference should be made to ROTC instructions for the order of importance of ROTC-related awards.

AWARDS PRECEDENCE CHART

The following awards are approved for wear in the manner previously described in this instruction. The awards below are depicted in priority order.

			
Regimental Presidential Service	Beverly S. Parish Jr. Award	Eager Individual	Eager Squad
			
Presidential Inaugural Award	Cadet Achievement	Recruiting Award	VPI PFT Excellence
			
Community Service	Ranger Company	Submarine Society	Naval Aviation Society
			
Surface Warfare Society	Arnold Air Society	AFSOPT	Scabbard and Blade
			
Sash and Sabre	Color Guard	Signal Corps	Skipper Crew
			
Gregory Guard	Conrad Cavalry	IG Staff	Historians
			
Regimental Cadre	CAT/Black Shirt	Summer Orientation Staff	Society of American Military Engineers
			
Eagle Scout Association	Academic – Gold 3.75 – 4.00 GPA	Academic – Orange 3.40 – 3.74 GPA	Academic – Maroon 3.00 – 3.39 GPA
			
Recruiting Staff	Robert F. Femoyer Service Squadron		

RIBBONS & AWARDS NOT PICTURED

Southern Colonels (Red-White-Gold)	Drum – Pipe Band (Green-White-Green)	Gregory Guard Initiate Ribbon (Light Blue-White-Light Blue)	Growley Team (Yellow-Blue with Gold Star-White In-Lay)
VPI BN Service Ribbon (Gray-White-Red-Gray- Red-White-Gray)			

ANNEX B: CORDS

The following cords are approved for wear in the manner described previously in this instruction. The cords are listed in alphabetical order and this list does not constitute priority order.

Cord Name	Physical Description
AFSOPT	Royal Blue and Black
Air Force Flyers	Silver Mylar and Royal Blue
Arnold Air Society	Gold and Royal Blue
Association of the US Army	Black, White, and Gold
Athletics	Black with Black and Silver Metallic Dashes
Battalion Staff	Gold with Dark Blue Dashes
Beverly S. Parish Jr. Award	All Gold
Cadet Alumni Team	Maroon and Gold
Coast Guard AUP	Black and Red
Color Guard	White with Dark Blue Center
Conrad Cavalry	Red and Gold
Eagle Scout Association	Royal Blue, Red, Gray
EMT Staff	Scarlet and Gray
Gregory Guard	Light Blue with Royal Blue Dashes
Inspector General Staff	Hunter Orange
Naval Aviation Society	Navy Blue and Gold
Naval ROTC Color Guard	Royal Blue with Gold Dashes
Nuclear Society	Navy Blue and White
Pipe and Drum Band	Green and White
Raider Company	Green and Light Tan
Ranger Company	Black, Dark Green, and Gold
Recruiting Staff	Orange and Maroon
Regimental Band	All White
Regimental Historian Staff	Black and Gray
Regimental Special Staff	Royal Blue and Gray
Regimental Staff	Red, White, Royal Blue

Cord Name	Physical Description
Robert Femoyer Service Squadron	Red and Navy Blue
Sash and Sabre	Red and White
Signal Corps	All Orange with White Stripe
Skipper Crew	All Red
Society of American Military Engineers	Red, White, and Black
Surface Warfare Officer Society	Gold and Gray

ANNEX C: OCP TABS

The following tabs are approved for wear in the manner described previously in this instruction. The tabs are listed in alphabetical order and does not constitute priority order.

- 2BN No Slack
- 4BN C4
- Alpha Company
- Caldwell II VPI
- Conrad Cavalry
- Cyber Unit
- Golf Company
- Growley Handler
- Marksmanship Unit
- Medic Staff
- Mike Company
- November Company
- NROTC CSADD
- Sash & Sabre

ANNEX D: APPROVED PINS

The following pins are approved for wear in the manner described previously in this instruction.

- **Company Pins**
 - All company letter pins
 - Spade Pin- Awarded to Alpha Cadre upon completing Cadre Week
 - Ace Card Pin- Awarded to Alpha Cadet of the Month
 - Kraken Pin- Awarded to Bravo Upperclassmen
 - Cobra Pin- Awarded to Charlie Upperclassmen
 - “SOD” Pin- Awarded to Delta Upperclassmen
 - Black “SOD” Pin- Awarded to Delta Cadre
 - Reaper Pin- Awarded to Delta Seniors
 - Eagle Pin- Awarded to Seniors to mark 3 years in Echo Company
 - Pink F-pin- Awarded to Foxtrot Cadre
 - 3-Headed Dragon Pin- Awarded for Grand Sierra Hotel Tradition
 - Bus Pin- Awarded to Seniors in India
 - Black K-pin- Awarded to Kilo Cadre
- **VTCC Position/Organization Pins**
 - Christian Chaplain, Gold
 - Christian Chaplain, Silver
 - Jewish Chaplain, Antique Silver
 - Navy Style Muslim, Gold
 - Buddhist, Gold
 - Air Force Style Muslim, Silver/Blue
 - Inspector General Pin
 - Honor Court Pin
 - Gold Flaming Grenade Pin- Awarded to members of Ordinance
 - Crosshairs Pin and/or Pistol Pin- Awarded to members of VTCC Marksmanship Unit
 - Cadet Alumni Team Pin
- **External Organization Pins**
 - German Club Logo Pin
 - Navigators Logo Pin- Awarded to members of Navigators
 - V with Star Pin- Awarded to Valor Study Group Leaders
 - ROTC Pins
 - American Flag Pins